

THE SOUTH AUSTRALIAN FOOTBALLER



Your weekly BIBLE of South Australian football

Thursday, August 27th, 2020 - VOL 6/6

www.safootballer.com.au



SOUTH AUSTRALIAN FOOTBALLER TV

Russell Schutz is
chaired off after
playing his
300th game for

Birdwood last Saturday

HILLS FOOTBALL LEAGUE



SOUTH AUSTRALIAN FOOTBALLER TV


**YOUR WEEKLY BIBLE OF
AFL AND SANFL FOOTBALL IN SOUTH AUSTRALIA**

WELCOME TO THE **BBX**
INTERNATIONAL
CASHLESS PAYMENT
PLATFORM

BBX

WELCOME TO THE **BBX**
INTERNATIONAL
CASHLESS PAYMENT
PLATFORM

**Sporting, Community, Business,
Networking Groups
Struggling to Find Sponsorship?
Need More Sponsorship Funding?
Need More Exposure?**



BBX Offer You Solutions!

BBX is a solutions provider that helps businesses manage cash flow and gain new customers. Established in 1993, we are a B2B community builder with a focus on the customer experience using digital credits as settlements for trade transactions. BBX acts as a third party record keeper for the trusted digital credit known as the BBX Trade Credit. Its members use the trade credit to settle transactions on the platform.

Sponsorship packages available within the BBX network.

Community Sponsorships

BBX can help you build your community group by extending opportunity and connection. To See how BBX can help you and your club/group/foundation, or want to hear more about what we do. Visit Our Website.

Rise Above The Competition

operates in 12 countries with over 6,000 members in Australia and 25,000+ businesses globally.

- Guaranteed new customers
- Access to marketing support
- Interest FREE line of credit
- Monetise spare capacity in your business
- Embrace technologies
- Trade digitally & globally



Connect Your Community Group With BBX Today!

- | | |
|---|--|
| <input checked="" type="checkbox"/> Fund Sponsorship Days | <input checked="" type="checkbox"/> Create Advertising Opportunities |
| <input checked="" type="checkbox"/> Offset Administration Costs | <input checked="" type="checkbox"/> Generate Promotional Activity |
| <input checked="" type="checkbox"/> Create Funds For Marketing | <input checked="" type="checkbox"/> Use BBX To Purchase Items |
| <input checked="" type="checkbox"/> Register Your Community Network | <input checked="" type="checkbox"/> Reward Cash Sponsors |



www.bbxworld.com | info@bbxworld.com
08 8333 1082



INDEX



Stralia Sports.Com Pty Ltd

ACN 601 562 289

Managing Director - Luke Hosie Phone 0404 846 412

Website - www.safotballer.com.au

Email - straliasports.com@adam.com.au

CLICK ON THE ICONS BELOW TO BE TAKEN DIRECTLY THROUGH TO OUR SOCIAL MEDIA PLATFORMS



Graphic Arts Director and Editor

Luke Hosie

Graphic Design/Artists/Website Design and Creation

Omkar Borle, Lester Basubas, Lyka Ituralba, Luke Hosie, Agency 09

Emailing and Communications - Lester Basubas,

Lyka Ituralba, Clifford Ituralba, Omkar Borle

Social Media Marketing - Lyka Ituralba, Omkar Borle,

Clifford Ituralba, Alex Breda, Justin Gerschwitz,

Edward Holland, Tom Basso, Luke Hosie

Photographers - Thanking the myriad of amateur

photographers from around South Australia, plus our

professional photographers: Ursula Montgomerie,

Matthew Long, Bron Pahl, Grant Schwartzkopff, Kyran

Cocks, Peter Lines, Steve Walters,

Hannah Rexx, On-the-ball Media, Kate Carrail,

K8 Photographics

ALL LEGAL DISCLAIMERS ARE ON THE BACK COVER

THE SOUTH AUSTRALIAN FOOTBALLER WORKS WITH THE FINEST JOURNALISTS AND WRITERS IN AUSTRALIA AND SOUTH AUSTRALIA EACH WEEK. WE ALSO HAVE THE BEST MEDIA TALENT, FILM MAKERS, VIDEOGRAPHERS AND PHOTOGRAPHERS IN THE STATE. IN 2020 WE HAVE 76 OF THE FINEST AND MOST KNOWLEDGEABLE PEOPLE IN SOUTH AUSTRALIAN FOOTBALL BRINGING YOU THE “WEEKLY BIBLE OF SA FOOTBALL”

William Clemente
Dylan Matthews
Karl Carrington
James Davies
Chris Ewen
Madison Mifsud-Ure
Kayla Voss
Andrew Marks
Annalise Scott
Alexandra Bull
Justin Gerschwitz
Joe Schwab
Dylan Smith
Lachy Jones
Jack Kovacic
Jordan Sennett-Pérez
Kate Carrail
Peter Lines

Darcy Evans
Wayne Knowles
Tommy Javor
Jason Regan
Kristie McDonald
Jo McPharlin
Ellis Gelios
Dan Crouch
Jakob Matheson
Tella Wise
April Cretan
Bailey Puvogel
Liam Wormald
Foti Mantis
Thomas McLean
Steve Walters
Hanna Rexx
Mark Thiele

Michelle Wakim
Gabrielle Torpey
Jessica Phipps
Iona McKenzie
Jess Smith
Anthony Alesiani
Lee Beasley
Mary Chenoweth
Dave Jordan
Jayden Hill
Juan Pablo Abad Diaz
Netra and Dhan
Sam Furler
Tony Kernahan
Isaac Troisi
Grant Schwartzkopff
Kyran Cocks
Nathan Goad

Brody Burrows
Ray Lam
Daniel Emilo Amato
Steven Clay
Shaun Holland
Kiana Lee
Georgie Evans
Kym Kelly
Luke Hosie
Ben Lennon
Travis Beard
Alex Breda
Ben Brady
Tom Basso
Craig Dawe
Ursula Montgomerie
Matthew Long
Brett Backwell

THE SOUTH AUSTRALIAN FOOTBALLER

SA COUNTRY FOOTBALLER

SA WOMEN'S FOOTBALLER

SA ADELAIDE FOOTBALLER

RayWhite

BAROSSA VALLEY | TWO WELLS

1 Lyndoch Valley Road
Lyndoch, SA 5351
+61 (8) 7523 3355
raywhitebarossavalley.com.au

Situated in Lyndoch, in the heart of the Barossa Valley, we service a large and diverse area from the Barossa Valley all the way through to Two Wells.

Ray White Barossa Valley/Two Wells is a new establishment providing local experienced staff, giving us an intimate knowledge of our area and excellent local profile.



Brenton Painting & Decoration



Versatile Painting
Business with over
40 years
experience in
Northern
Queensland and
Adelaide.



Able to handle
challenges and will do
interior, exterior,
garages, fences and
now specialise in older
home renovations.

Im an innovative and very experienced painter and plasterer. Ive been on the job for over **40 years** and am experienced in all facets of painting.

Please call
Brenton to discuss

0426152663

www.brentonspainting.com.au

AFL AT A GLANCE

AFL this week's games - Venues - Local Times

Date	Competing teams	Venue
Thu 27 Aug 4:10pm	Hawthorn v Essendon	Adelaide Oval
Thu 27 Aug 7:10pm	Richmond v West Coast	Metricon Stadium
Fri 28 Aug 7:50pm	Western Bulldogs v Geelong	Metricon Stadium
Sat 29 Aug 1:15pm	Port Adelaide v Sydney	Adelaide Oval
Sat 29 Aug 2:35pm	Fremantle v GWS	Optus Stadium
Sat 29 Aug 7:10pm	Melbourne v St Kilda	TIO Traegar Park
Sun 30 Aug 3:35pm	Carlton v Collingwood	Gabba
Sun 30 Aug 6:10pm	Gold Coast v North Melbourne	Metricon Stadium
	Adelaide	BYE
	Brisbane	BYE

Get your **FREE** copy of the **SA Footballer** emailed to you each week

Click here to SUBSCRIBE FOR FREE

2020 AFL - Premiership Table

Team	Pts	P	W	L	D	%
1 Power	40	13	10	3	0	126.63
2 Lions	40	13	10	3	0	117.43
3 Cats	36	13	9	4	0	140.56
4 Eagles	36	12	9	3	0	121.34
5 Tigers	34	13	8	4	1	119.03
6 Saints	32	13	8	5	0	114.54
7 Magpies	30	13	7	5	1	109.06
8 Bulldogs	28	13	7	6	0	101.44
9 Demons	24	12	6	6	0	112.14
10 Blues	24	12	6	6	0	100.00
11 Giants	24	12	6	6	0	96.76
12 Bombers	22	12	5	6	1	85.86
13 Dockers	20	12	5	7	0	93.54
14 Suns	18	13	4	8	1	94.05
15 Hawks	16	12	4	8	0	82.74
16 Swans	16	12	4	8	0	81.69
17 Kangaroos	12	13	3	10	0	80.97
18 Crows	0	13	0	13	0	54.88

2020 AFL - Leading Goalkickers - Top 15

Rank	Player	Team	Goals	Total
1	Tom Hawkins	Cats	3	33
2	Joshua Kennedy	Eagles	1	28
3	Daniel Butler	Saints	2	24
4	Charlie Dixon	Power	2	23
4	Matthew Taberner	Dockers	2	23
6	Charlie Cameron	Lions	1	21
6	Tom Lynch	Tigers	2	21
6	Tom Papley	Swans	0	21
9	Jack Riewoldt	Tigers	2	20
9	Mitchell Wallis	Bulldogs	4	20
11	Ben King	Suns	0	19
11	Jack Darling	Eagles	3	19
13	Max King	Saints	0	18
13	Jeremy Cameron	Giants	0	18
13	Jack Gunston	Hawks	2	18

2020 AFL 'Most Disposals Per Game' Leaders Board

Rank	Player	Team	Games	Disposals for Last Game	Average
1	Lachie Neale	Lions	13	19 v St Kilda, Round 13	364
2	Jackson Macrae	Bulldogs	13	26 v Melbourne, Round 13	352
3	Tom Mitchell	Hawks	12	25 v Port Adelaide, Round 13	306
4	Clayton Oliver	Demons	12	15 v Western Bulldogs, Round 13	305
5	Jake Lloyd	Swans	12	28 v Fremantle, Round 13	303
6	Matt Crouch	Crows	12	22 v Geelong, Round 13	301
7	Taylor Adams	Magpies	13	31 v North Melbourne, Round 13	299
8	Christian Petracca	Demons	12	26 v Western Bulldogs, Round 13	294
9	Travis Boak	Power	13	34 v Hawthorn, Round 13	293
10	Shaun Higgins	Kangaroos	13	26 v Collingwood, Round 13	289



SOUTHERN TROPHIES

REWARDS INTERNATIONAL

rewardsinternational.com.au

Excellence in Recognition

ADELAIDE CROWS IN 2020

ALL THE STATISTICS FOR EVERY CROWS PLAYER ON THE LIST IN 2020

No	Player Name	Games	Age	DOB	Height	Weight	Position
1	Jones, Chayce	14	20yr 6mth	14 Jan 2000	180cm	77kg	Forward
2	Crouch, Brad	89	26yr 6mth	14 Jan 1994	186cm	85kg	Midfield
3	Knight, Riley	54	25yr 3mth	27 Mar 1995	181cm	80kg	Forward
4	Murphy, Lachlan R	37	21yr 7mth	4 Dec 1998	176cm	76kg	Forward
5	Crouch, Matt	114	25yr 2mth	21 Apr 1995	182cm	80kg	Midfield
6	Gibbs, Bryce	266	31yr 3mth	15 Mar 1989	188cm	84kg	Midfield
7	Gallucci, Jordan	27	22yr 2mth	4 May 1998	182cm	78kg	Forward
8	Kelly, Jake	81	25yr 5mth	21 Jan 1995	190cm	89kg	Defender
9	Sloane, Rory	205	30yr 3mth	17 Mar 1990	182cm	83kg	Midfield
10	Poholke, Myles	13	22yr	10 Jul 1998	186cm	86kg	Forward
11	Seedsman, Paul	104	28yr 5mth	22 Jan 1992	190cm	87kg	Midfield
12	Talia, Daniel	192	28yr 9mth	2 Oct 1991	197cm	98kg	Defender
13	Walker, Taylor	194	30yr 2mth	25 Apr 1990	193cm	100kg	Forward
14	MacKay, David	221	31yr 11mth	25 Jul 1988	181cm	78kg	Defender Midfield
15	Hartigan, Kyle	103	28yr 8mth	7 Nov 1991	194cm	98kg	Defender
16	Brown, Luke	156	27yr 9mth	22 Sep 1992	181cm	81kg	Defender
17	Hamill, Will	4	19yr 7mth	17 Nov 2000	186cm	71kg	Defender
18	Stengle, Tyson	6	21yr 8mth	19 Oct 1998	172cm	73kg	Forward
20	Crocker, Ben R	30	23yr 4mth	19 Feb 1997	188cm	84kg	Forward
21	Atkins, Rory	100	26yr	12 Jul 1994	186cm	85kg	Midfield
22	Frampton, Billy	7	23yr 7mth	20 Nov 1996	200cm	90kg	Forward
23	McAdam, Shane	3	25yr 1mth	28 May 1995	181cm	78kg	Forward
24	Worrell, Josh	0	19yr 3mth	11 Apr 2001	195cm	74kg	Defender Forward Midfield
25	McHenry, Ned	5	20yr	13 Jul 2000	179cm	70kg	Midfield
26	Schoenberg, Harry	0	19yr 4mth	21 Feb 2001	180cm	78kg	Midfield
27	Lynch, Tom	145	29yr 9mth	15 Sep 1990	193cm	88kg	Forward
28	Keays, Ben R	35	23yr 4mth	23 Feb 1997	185cm	89kg	Forward
29	Laird, Rory	149	26yr 6mth	29 Dec 1993	177cm	81kg	Defender
30	Milera, Wayne	62	22yr 10mth	14 Sep 1997	184cm	81kg	Defender Midfield
31	Wilson, Patrick R	2	25yr 7mth	11 Dec 1994	188cm	89kg	Midfield
32	Fogarty, Darcy	17	20yr 9mth	25 Sep 1999	193cm	94kg	Forward
33	Smith, Brodie	173	28yr 6mth	14 Jan 1992	189cm	90kg	Defender
34	Himmelberg, Elliott	9	22yr 1mth	4 Jun 1998	198cm	96kg	Forward
35	McAsey, Fischer	5	19yr 4mth	8 Mar 2001	197cm	91kg	Defender
36	McPherson, Andrew	1	21yr	20 Jun 1999	186cm	79kg	Defender
37	O'Connor, Ronin	0	19yr 5mth	1 Feb 2001	191cm	85kg	Midfield
38	Sholl, Lachlan	0	20yr 4mth	7 Mar 2000	185cm	77kg	Defender
39	Doedee, Tom	26	23yr 4mth	1 Mar 1997	188cm	88kg	Defender
40	Davis, Ben	2	23yr 1mth	19 May 1997	187cm	85kg	Forward
41	Butts, Jordon R	0	20yr 6mth	31 Dec 1999	198cm	83kg	Defender
42	Taylor, Ayce R	0	19yr 9mth	26 Sep 2000	190cm	81kg	Defender
43	O'Brien, Reilly	26	24yr 10mth	20 Aug 1995	202cm	101kg	Ruck
44	Gollant, Lachlan	0	18yr 10mth	12 Sep 2001	191cm	72kg	Defender Midfield
45	Strachan, Kieran R	0	24yr 9mth	5 Oct 1995	204cm	95kg	Ruck



San Marco Pizzeria specialize in a traditional thin and crispy crust pizza base with fresh gourmet toppings sure to please everyone. Gluten free available.


193 Payneham Road, St Peters, SA 5069

Website: sanmarcopizzeria.wixsite.com/sanmarcopizzeria

Phone: 8362 1118



Adelaide Crows v Hawthorn



Adelaide Oval - 5.10pm (Tuesday)

If ever the Crows were going to get "on the board" this season it will be against the struggling Hawks



by
Thomas McLean

Despite falling short of that elusive first win for 2020, Adelaide will enter the match against Hawthorn with renewed confidence after a vast improvement against Geelong. The Crows matched it with one of the premiership favourites for the first three quarters, trailing by just nine points, before being overrun in the final term.

In his 200th match Taylor Walker displayed great energy, laying four tackles, but was kept goalless for the fifth time this year. Matt Crouch (22 disposals, 14 tackles) was the Crows' best midfielder. Kyle Hartigan showed his potential as a key defender keeping Tom Hawkins to four marks, though he still managed to kick three goals and extend his lead in the Coleman Medal.

Hawthorn made Port Adelaide work hard to secure the four points on Saturday night, trailing by less than a kick with two minutes left in the match, before falling 10 points short. Best players for the Hawks were James Worpel (26 disposals, four clearances), Tom Mitchell (25 disposals, five clearances) and James Cousins (17 disposals, eight inside 50s) who stepped up to fill the void left by the injured Jaeger O'Meara, who broke his hand against West Coast.

Hawthorn are officially the 'home team' in the match – their third in a row at Adelaide Oval. The Hawks have called the Barossa Valley home for the past fortnight and have been using the facilities of the Tanunda Football Club.

South Australians playing for the Hawks include veteran midfielder Shaun Burgoyne (Mallee Park), half forward Chad Wingard (Murray Bridge Imperials) and Will Day (PHOS Camden/Sacred Heart College) playing his first season of AFL.

After having one of the shortest injury lists for most of the season, Hawthorn had a horror match against West Coast. James Sicily ruptured his right ACL and will miss the remainder of this season and most of 2021. James Frawley (dislocated thumb) and Jack Gunston (back) also missed the match against the Power and, along with O'Meara, will be unlikely to recover in time for Tuesday night's match. Another factor giving the Crows a chance is their nine day break between matches, compared to Hawthorn's five day break.

Adelaide will arguably still be missing more key players than Hawthorn. The hamstrung Brad Crouch and Tom Doedee will leave the Crows a midfielder and defender short against the Hawks and unless the less-experienced players can lift accordingly, Adelaide will fall agonisingly short of victory.

Hawthorn by 1-12 points

We pay you or your Club CASH for cans, bottles and scrap metal!

9 CONVENIENT LOCATIONS

We can collect from your club

Profits support Scouts SA

src@scoutrecycling.com.au

8285 8500



Scout Recycling Centre

PORT ADELAIDE IN 2020

ALL THE STATISTICS FOR EVERY PORT ADELAIDE PLAYER ON THE LIST IN 2020

No	Player Name	Games	Age	DOB	Height	Weight	Position
1	Jonas, Thomas	145	29yr 6mth	9 Jan 1991	188cm	89kg	Defender
2	Powell-Pepper, Sam	63	22yr 6mth	8 Jan 1998	187cm	91kg	Midfield Forward
3	Burton, Ryan	66	23yr 5mth	31 Jan 1997	191cm	90kg	Defender
4	Marshall, Todd	26	21yr 9mth	8 Oct 1998	198cm	87kg	Forward
5	Houston, Dan	66	23yr 2mth	12 May 1997	186cm	83kg	Defender Midfield
6	Motlop, Steven	176	29yr 4mth	12 Mar 1991	183cm	76kg	Forward
7	Ebert, Brad	252	30yr 3mth	2 Apr 1990	189cm	90kg	Forward
8	Hartlett, Hamish	170	29yr 11mth	14 Aug 1990	185cm	83kg	Defender
9	Gray, Robbie	224	32yr 3mth	30 Mar 1988	183cm	84kg	Midfield Forward
10	Boak, Travis	270	31yr 11mth	1 Aug 1988	183cm	85kg	Midfield
11	Rockliff, Tom	195	30yr 4mth	22 Feb 1990	185cm	85kg	Midfield
12	McKenzie, Trent	114	28yr 3mth	3 Apr 1992	191cm	83kg	Defender
13	Buzza, Wylie	9	24yr 4mth	2 Mar 1996	199cm	103kg	Forward
14	Bergman, Miles	0	18yr 8mth	18 Oct 2001	186cm	75kg	Forward
15	Amon, Karl	65	24yr 10mth	19 Aug 1995	181cm	71kg	Midfield
16	Wines, Oliver	145	25yr 9mth	7 Oct 1994	187cm	89kg	Midfield
17	Clurey, Tom	87	26yr 3mth	23 Mar 1994	193cm	88kg	Defender
18	Butters, Zak	25	19yr 10mth	8 Sep 2000	181cm	71kg	Forward
19	Georgiades, Mitch	1	18yr 9mth	28 Sep 2001	191cm	78kg	Forward
20	Rozee, Connor	28	20yr 5mth	22 Jan 2000	185cm	74kg	Forward
21	Duursma, Xavier	23	20yr	7 Jul 2000	186cm	73kg	Midfield
22	Dixon, Charlie	140	29yr 9mth	23 Sep 1990	200cm	105kg	Forward
23	Watts, Jack	174	29yr 3mth	26 Mar 1991	196cm	88kg	Defender
24	Farrell, Kane	15	21yr 3mth	17 Mar 1999	182cm	74kg	Forward
25	Hayes, Sam	0	21yr 1mth	9 Jun 1999	203cm	93kg	Ruck
26	Bonner, Riley	46	23yr 4mth	7 Mar 1997	190cm	85kg	Defender
27	Garner, Joel	4	21yr 1mth	21 May 1999	184cm	83kg	Defender
28	Drew, Willem	10	21yr 9mth	1 Oct 1998	188cm	78kg	Midfield
29	Lycett, Scott	99	27yr 9mth	26 Sep 1992	203cm	98kg	Ruck
30	Atley, Joe	4	21yr 11mth	4 Aug 1998	186cm	84kg	Midfield
31	Burgoyne, Trent R	0	18yr 9mth	2 Oct 2001	177cm	70kg	Forward
32	Mayes, Sam	101	26yr 1mth	20 May 1994	187cm	84kg	Midfield
33	Byrne-Jones, Darcy	92	24yr 9mth	20 Sep 1995	181cm	75kg	Defender
34	Williams, Dylan	0	19yr	1 Jul 2001	185cm	79kg	Midfield Forward
36	Woodcock, Boyd R	0	20yr 4mth	5 Mar 2000	179cm	76kg	Forward
37	Patmore, Jake	0	21yr 5mth	29 Jan 1999	181cm	72kg	Midfield Forward
38	Ladhams, Peter	5	22yr 6mth	14 Jan 1998	202cm	95kg	Forward Ruck
39	Westhoff, Justin	274	33yr 9mth	1 Oct 1986	199cm	96kg	Midfield Forward
40	Lienert, Jarrod	14	25yr 11mth	5 Aug 1994	195cm	88kg	Defender
41	Grundy, Riley R	0	19yr 11mth	28 Jul 2000	194cm	86kg	Defender
44	Mead, Jackson	0	18yr 9mth	30 Sep 2001	184cm	83kg	Midfield
45	Frederick, Martin	0	20yr 1mth	17 May 2000	178cm	74kg	Defender
47	Cox, Tobin	0	20yr 11mth	15 Jul 1999	181cm	73kg	Forward
48	Pasini, Jake R	0	19yr 5mth	6 Feb 2001	192cm	81kg	Defender
50	Sutcliffe, Cameron	110	28yr 1mth	23 May 1992	186cm	88kg	Forward

SHINY BRIGHT

OUR LAUNDRY SERVICES

- IRONING SERVICES
- WASH DRY & FOLD SERVICES
- DRY CLEANING
- ALTERATION
- PICK UP & DELIVERY SERVICES



Pickup & Drop Available

OUR LOCATION

SHOP 3,
476 PORTRUSH ROAD,
LINDEN PARK,
5065, SA



High Quality Laundry & Ironing in Adelaide

get in touch

0415 087 298

aseesdeep@gmail.com



Port Adelaide v Sydney Swans



Adelaide Oval - 1.15pm (Saturday)

Inconsistent Swans won't bother the Power who still aren't playing their best football



by Jack Kovacic

It may not have been as convincing as Port Adelaide fans had hoped, but their team returned to the winners list last Saturday evening with a 10-point victory over Hawthorn.

The Hawks got the early jump, kicking the first three goals of the contest before Port were able to work its way into things.

It was a genuine arm wrestle for the first three quarters, as the three-quarter time siren blowing with scores tied at 52 points apiece. Port flexed its muscle defensively in the last quarter, allowing just a single score (a Shaun Burgoyne goal from outside 50m) from only six Hawthorn inside 50's. Although Port only kicked two last quarter goals itself, this defensive performance was what got it over the line.

Port's final goal was the best of the game. It led by four points with two minutes on the clock and a stoppage 20 metres out from goal. Scott Lycett allowed the ball-up to drop to his hip, before tapping it perfectly into the path of Zak Butters who flew through the stoppage and kicked the sealing goal. Butters was quick to acknowledge the selfless block of vice-captain Ollie Wines when interviewed post-game, after it allowed him to get free of his opponent.

After being smashed around the ball against Geelong a week earlier, Port's midfield was able to get back on track, led by Travis Boak (34 disposals and nine clearances) and Tom Rockliff (28 disposals). Port finished +18 in contested ball and +10 in clearances with Robbie Gray and Sam Powell-Pepper also impressive, spending more time in the midfield.

This win keeps Port on top of the table for at least another week, and it now sits 9.2% ahead of Brisbane. Ken Hinkley will be hoping his team can add a few more percent to that lead, as well as another four points when they take on Sydney on Saturday. Plagued by injuries to a host of key players, Sydney have been inconsistent throughout 2020, with this trait clearly evident in its last two performances.

The Swans played their best game of the season a couple of weeks ago against the Giants, running away 41-point winners thanks to a great team performance across the board. Things couldn't have been much more different last week when it kicked just two goals in a 31-point loss to Fremantle. The Swans started off well, leading by a point at quarter time but were held goalless for the next two quarters.

One of the few highlights of 2020 for Swans fans has been the emergence of James Rowbottom who has been one of their best midfielders in just his second season of AFL football.

Sydney will need him to continue on this form, as well as needing veterans such as Josh Kennedy and Luke Parker at their best if it is to match it with Port's midfield. John Longmuire will also be hoping the likes of Tom Papley and Sam Reid are firing inside 50, as the Swans will need as many avenues to goal as possible.

Unfortunately for Sydney, 2020 just has not gone to plan and it won't get any easier against the table topping Power at Adelaide Oval. I expect Sydney to come out firing after such a disappointing showing last match but also think Port will be able to deal with this and get on top before going on to a percentage boosting win. **Port Adelaide by 25-36 points.**

Fully immersive, active experiences throughout Europe.

Cycling Tours | Walking Tours | Bike & Barge Exploring & Culture Tours | Self-Guided

SLOW TOURS

info@slowtours.com | slowtours.com

HAZARA BUILDING SERVICES

▶ Mr NASIM QASEMY

SERVICES OFFERED



- 🏠 Building Services
- 🏠 Bathroom Remodelling
- 🏠 Plastering Contractors

0438 804 777

hazarabuildingservices@gmail.com

***THE ALL-NEW
ISUZU D-MAX IS COMING.***

ARE YOU READY?



ALL WILL BE REVEALED. 10AM EST, 13.08.2020

Register your interest to make sure you don't miss out on the full reveal at jarvisisuzuute.com.au

**ALL-NEW ISUZU
D-MAX**

The All-New Isuzu D-MAX features extensive levels of refinement and enhancement, yet retains the durability and ruggedness that has cemented the D-MAX as one of Australia's favourite utes.

Open until 5pm Saturday!

50-52 Murray Street, TANUNDA | jarvisisuzuute.com.au | Ph: 1300 13 77 09

JARVIS

**ISUZU
UTE**

Bringing you all the up-to-date
football stories from around
South Australia and Australia

THE SOUTH AUSTRALIAN
FOOTBALLER

SANFL - Game Preview

YOUR WEEKLY "BIBLE" OF
SOUTH AUSTRALIAN FOOTBALL



West Adelaide v Sturt

Hisense Stadium - 7:20pm



Double Blues to beat the Bloods in a nail-biter at Richmond



by
Jayden Hill

Well, its Round 10 of the SANFL season this weekend and after last weekend's super Saturday of SANFL footy, the ladder is taking shape. This week its sixth vs seventh with the Bloods hosting the double blues, in what is set to be a nail biter of a game, with both teams looking to end their season with a high and get as many wins as possible.

West Adelaide are unfortunately coming off a 22-point loss to the bottom placed Central Districts who gathered their first win for the year. Saturday's loss marked five straight losses for the Bloods, who have experienced a tough season, but there have been some promising signs for them. They battled and stuck with the Roosters all game in round eight and lead at three quarter time, beating them in the disposal and mark categories, but unfortunately could not get the job done. Last Saturday's game against the Bulldogs was a similar contest too, with only a few points separating the two teams all game. Unfortunately, for the Bloods, the Dogs ran away winners in the end. The Bloods have been in the contest in every game at stages and are hoping to record there second win for the year this weekend! Jordan Boyle has had a solid season for the Bloods this year, averaging 25.1 touches for the year and gathering 54 touches in the last fortnight. Brett Turner has had a good year also, featuring in the West's best players six out of the first nine games. Elliot Dunkin had a great game last weekend, gathering 31 disposals with 93% efficiency.

The Bloods have outscored their opposition in first quarters in the last two games which has been a real positive. This is a real stamping point for the Bloods coach Gavin Colville ahead of the game this weekend, as the Double blues have struggled to hit the scoreboard in first quarters in the last month.

The Double Blues as mentioned are struggling to start the games with scoring early goals and only average a score of 3.5 in first quarters in the last month. They will be hoping to match the bloods in the first quarter this week. After a good win against the Bulldogs in round eight the Double Blues unfortunately couldn't make it two wins in a row, going down to a class outfit in the Eagles on Saturday afternoon. Sturt who sit sixth on the ladder, will have to keep on winning in the coming weeks, if they are any chance of featuring in finals action. Despite the loss on Saturday, skipper James Battersby just keeps collecting the ball week in, week out, gathering 29 disposals last Saturday and a game high 13 clearances. Battersby is a clearances king, recording a league high 90 clearances for the season. Helping Battersby clear the footy from stoppages has been Daniel Fahey-Sparks who is third in the league for hit outs and has helped Sturt win the hit outs count in the last two weeks. The Double blues have been playing good Football at stages and have looked damaging at times, winning the disposal and marking count regularly.

I am really looking forward to this game of Football on Friday night at Richmond Oval. Last time it was a nail-biter of a Friday night game at Hisense Stadium and I'm not expecting anything different this time around. Sturt won by eight points last time against the Bloods in a tight contest and this one could also go either way! **Sturt by 1-12 points**

STEVEN CLAY

0406 385 853

✉ admin@snagwagon.com.au

🌐 snagwagon.com.au

📘 FIND US ON FACEBOOK

fb.me/snagwagon



Snag WAGON

AUSTRALIA'S FAVOURITE SNAGS ON THE GO

SMOKO / LUNCH
CONSTRUCTION SITES
SPORTS EVENTS
PRIVATE FUNCTIONS
HIRE THE WAGON

Bringing you all the up-to-date
football stories from around
South Australia and Australia

THE SOUTH AUSTRALIAN
FOOTBALLER

SANFL - Game Preview

YOUR WEEKLY "BIBLE" OF
SOUTH AUSTRALIAN FOOTBALL



Norwood v Eagles

Coopers Stadium - 7:40pm



No complacency or mercy shown by Eagles

The 2019 SANFL season is building towards its crescendo and two sides you'd expect to be nearby at season's end are Sturt and Norwood. The Double Blues started the new season under Nathan Grima slowly but have built a campaign with significant momentum. The Redlegs are to be considered the opposite, after a good start to the season it was expected that they would continue racking up win after win however, injuries and inconsistency got in the way resulting in key losses. These two 'heavyweight' sides will do battle this weekend, with the match having possible ramifications in regard to finals.



by
Dan Crouch

There is no doubting that the Double Blues have the toughest road home leading into the 2019 finals series but an impressive win over the Eagles two weeks ago has undoubtedly instilled confidence within the playing group that they have what it takes. The Double Blues had more of the ball and were incredibly efficient, going at 82%. They monstered the Eagles around the contest, having 17 more clearances which resulted in 7 more inside 50s. The win was built off of impressive individual efforts as well, with last years' Ken Farmer medallist Mark Evans kicking 6 goals while Sam Colquhoun racked up the touches in the middle and off of half back, finishing with a game-high 31. Aside from Glenelg, the Double Blues are the most impressive and reliable side in the competition and have a massive chance at a premiership tilt this season. Before last round, wins were had over West Adelaide, Central District and most impressively South Adelaide. Every win is vital for the Blues as games against the likes of the Tigers are not guaranteed.

Norwood on the other hand are just starting to get some of their form back after a 71-point win over North Adelaide last round and a 45-point win over South Adelaide the week before. Previously before that, they had suffered losses at the hands of Glenelg, Adelaide, the Eagles and Port Adelaide and were struggling for confidence. However, if there's anything that's going to restore confidence, it's going to be a big win and better than that, two big wins. The Redlegs were ruthless in their demolishing of the Roosters, kicking 15 goals to 6 in the second half. The 'Legs lead every significant stat and had players all over the park contributing. Up forward, utility Matt Panos bagged 5 goals along with 22 disposals while Lewis Johnston amassed 31 disposals.

The history between these two sides goes back decades and decades, with many an exhilarating contest taking place at either The Parade, Unley Oval or any other ground they've done battle. When the Double Blues travelled to Norwood earlier this year in round 2 it was a case of wasted opportunities. The boys from Unley lost by 5-points on a Friday night after having kicked 17 behinds. Norwood lead almost every stat column, however trailed on the inside 50 count. An interesting recent encounter between these two sides was round 14 last year at Peter Motely Oval when the Double Blues lead by 24-points at three quarter time but lost by 54. What happened in the final quarter took everyone by surprise, not just the home crowd. The Blues were reduced to spectator status, kicking just one behind while the Redlegs went on an all out attack and scored 13.1 to win by nine goals. Cue plenty of shaking heads and shocked faces, even in the coaches boxes. Best for Norwood on that day was Mitch Grigg and for Sturt it was Zane Kirkwood.

Eagles by 25-36 points

 Rimek Pty Ltd Trading as
Stockowners Shearing Australia
ACN 092 378 482 ABN 43 092 378 482
25 Lindsay Road, Lonsdale SA 5160
PH (08) 8321 9155
www.stockowners.com.au
Email: info@stockowners.com.au

ALL SHEARING NEEDS FOR FARMERS AND SHEARERS



Rick 0427 837 310

Lister Supershear **Dominant** MOFFAT-VIRTUE
WOOL PRESS WIDEGRIND

Bringing you all the up-to-date
football stories from around
South Australia and Australia

THE SOUTH AUSTRALIAN
FOOTBALLER

SANFL - Game Preview

YOUR WEEKLY "BIBLE" OF
SOUTH AUSTRALIAN FOOTBALL



South Adelaide v Central District

Flinders University Stadium - 2:10pm



Panthers run, carry and skill from their half back line will be too much for Dogs



by
Kym Kelly

Two team's seasons couldn't be further apart this year between South Adelaide and Central District, the Panthers journey has been a solid season sitting at 5 & 4 with only narrow losses amongst those 4 and would suggest are finals bound with the next 3 matches being against Centrals, Sturt and Westies. The Bulldogs on the other hand have struggled all year so far managing a draw against West Adelaide in round 2 and after a demoralising defeat against Sturt in round 8 by 10 goals, notched up their first win at the demise of West Adelaide who led at the first half.

Centrals turned it on at half time booting 7 goals to the Bloods 3 and really should have been more if not for some inaccuracy in the last with 5 behinds. No doubt the Bulldogs best half of footy this year with some of their more experienced players stepping up, Justin Hoskin leading the way with 4.2 and 29 disposals, winning the ball out of the middle Travis Schiller, Boyd and the winger Kyle Presbury all in good form on the weekend.

South Adelaide had something to prove themselves this week against the in form Bays in the Carey – Darley Cup, with the Panthers flexing their muscle easily accounting for Glenelg by 41 points in the last half again inaccurate in front of goals things could have been real ugly for the Bays. I feel Glenelg will get their chance for redemption come finals time however.

Once again Duel Magarey Medallist Joel Cross turned back the clock and could be on his way to a third Magarey kicking 3.3, 25 disposals and 7 tackles earning him the inaugural John Schneebichler Medal for best on ground, to add to his list of awards. He for one would love to be holding the premiership cup at the end of the year. Sammy Overall again kicking 3.3 himself looking to be back in form with the usual suspects Schwarz, Haines and Broadbent all amongst The Panthers best.

Last time these two teams met was back in round 3 which saw South comfortable winners by 44 points. This week The Panthers wont be able to take them too lightly as confidence will be building for the Bulldogs who will be looking to finish off the season well taking some scalps of teams higher on the ladder. You can never right off a club that has performed like the Doggies over the last 2 decades, I'm sure Coach Jeff Andrews will be drawing on that recent history reminding his troops how powerful the Central District Football club has become since it inception into the SANFL in 1959 playing in only the Reserves comp until its first League game in 1964. Its easily forgotten the Bulldogs have played in 14 of the last 17 Grand finals taking over as the League powerhouse from Port back in 95 with their first of 9 Premierships in 11 years if you don't mind.

All be it the Bulldogs look to on the improve, and I'm hoping this week to be a great game between 2 strong midfields when in form, and goal kickers up forward for both teams. I'm expecting South will get the points this week and be too strong across the half back line, with fine weather expected this weekend I think Souths run out of defence on the large Flinders University Oval down at Noarlunga will be to much for Centrals. **South Adelaide by 25-36 points**

**The Barossa's
only All Day
Dining Venue**

Vine Inn
BAROSSA
Community Hotel

14-22 Murray Street,
Nuriootpa, South Australia
Phone: 08 8562 213
Email:
reservations@vineinn.com.au
Website: vineinn.com.au

Bringing you all the up-to-date
football stories from around
South Australia and Australia

THE SOUTH AUSTRALIAN
FOOTBALLER

SANFL - Game Preview

YOUR WEEKLY "BIBLE" OF
SOUTH AUSTRALIAN FOOTBALL



North Adelaide v Glenelg



Prospect Oval - 2:10pm

Glenelg wont contain dominant Rooster outfit

The 2019 SANFL season is building towards its crescendo and two sides you'd expect to be nearby at season's end are Sturt and Norwood. The Double Blues started the new season under Nathan Grima slowly but have built a campaign with significant momentum. The Redlegs are to be considered the opposite, after a good start to the season it was expected that they would continue racking up win after win however, injuries and inconsistency got in the way resulting in key losses. These two 'heavyweight' sides will do battle this weekend, with the match having possible ramifications in regard to finals.



by
Nick Blewett

There is no doubting that the Double Blues have the toughest road home leading into the 2019 finals series but an impressive win over the Eagles two weeks ago has undoubtedly instilled confidence within the playing group that they have what it takes. The Double Blues had more of the ball and were incredibly efficient, going at 82%. They monstered the Eagles around the contest, having 17 more clearances which resulted in 7 more inside 50s. The win was built off of impressive individual efforts as well, with last years' Ken Farmer medallist Mark Evans kicking 6 goals while Sam Colquhoun racked up the touches in the middle and off of half back, finishing with a game-high 31. Aside from Glenelg, the Double Blues are the most impressive and reliable side in the competition and have a massive chance at a premiership tilt this season. Before last round, wins were had over West Adelaide, Central District and most impressively South Adelaide. Every win is vital for the Blues as games against the likes of the Tigers are not guaranteed.

Norwood on the other hand are just starting to get some of their form back after a 71-point win over North Adelaide last round and a 45-point win over South Adelaide the week before. Previously before that, they had suffered losses at the hands of Glenelg, Adelaide, the Eagles and Port Adelaide and were struggling for confidence. However, if there's anything that's going to restore confidence, it's going to be a big win and better than that, two big wins. The Redlegs were ruthless in their demolishing of the Roosters, kicking 15 goals to 6 in the second half. The 'Legs lead every significant stat and had players all over the park contributing. Up forward, utility Matt Panos bagged 5 goals along with 22 disposals while Lewis Johnston amassed 31 disposals.

The history between these two sides goes back decades and decades, with many an exhilarating contest taking place at either The Parade, Unley Oval or any other ground they've done battle. When the Double Blues travelled to Norwood earlier this year in round 2 it was a case of wasted opportunities. The boys from Unley lost by 5-points on a Friday night after having kicked 17 behinds. Norwood lead almost every stat column, however trailed on the inside 50 count. An interesting recent encounter between these two sides was round 14 last year at Peter Motely Oval when the Double Blues lead by 24-points at three quarter time but lost by 54. What happened in the final quarter took everyone by surprise, not just the home crowd. The Blues were reduced to spectator status, kicking just one behind while the Redlegs went on an all out attack and scored 13.1 to win by nine goals. Cue plenty of shaking heads and shocked faces, even in the coaches boxes. Best for Norwood on that day was Mitch Grigg and for Sturt it was Zane Kirkwood.

North Adelaide by 13-24 points

Almerita Station
**OUR FARM
YOUR
EXPERIENCE**

SHEARERS QUARTERS ACCOMMODATION
AND
PRIVATE BUSH CAMPSITES

TALK TO US
PHONE 08 8658 9076
info@almeritastation.com.au
www.almeritastation.com.au

f t



KAT TRANSPORT

KAT TRANSPORT IS AN AUSTRALIAN BASED SUPPLIER OF MOVABLE SHEDS



Our unique bending and swaging technology makes our products 30% stronger than anything on the market.



OUR SERVICES INCLUDES:

- ▶ HOME SHEDS
- ▶ FARM SHEDS
- ▶ INDUSTRIAL APPLICATIONS
- ▶ DANGEROUS GOODS STORAGE



77, Caloundra St, Landsborough,
Qld, Australia 4550
info@shadesheds.com



Call To Order :
Fast Delivery Australia Wide
1300 667 433

We wont miss the mark

With access to a wide range of insurance covers, let MGA keep you ahead of the game with sourcing and comparing policies.



MGA Branches
Australia wide

www.mga.com

MGA Insurance Brokers Pty Ltd
ABN: 29 008 096 277
AFSL: 244601

- Property • Business • Motor • Strata • Marine
- Livestock • Farm • Crop • General Liability
- Management Liability • Professional Indemnity
- Crime • Cyber Liability + many more risks covered

Call us for a quote **8291 2300**

MGA20_017



STANDING BY YOU

Bringing you all the up-to-date
AFL and SANFL football stories from
around South Australia and Australia

THE SOUTH AUSTRALIAN
FOOTBALLER

YOUR WEEKLY "BIBLE" OF
SOUTH AUSTRALIAN FOOTBALL

SANFL - LEAGUE

Simply click on the jumper of your favourite SANFL club and all the up-to-date information will appear on your club's website



SANFL League - Premiership Ladder

TEAM	P	W	L	D	FOR	AGN	%	PTS
1 Eagles	9	8	1	0	733	452	61.86	16
2 North Adelaide	9	8	1	0	686	557	55.19	16
3 South Adelaide	9	5	4	0	659	563	53.93	10
4 Glenelg	9	5	4	0	685	673	50.44	10
5 Norwood	9	4	5	0	643	694	48.09	8
6 Sturt	9	3	6	0	537	612	46.74	6
7 West Adelaide	9	1	7	1	553	732	43.04	3
8 Central District	9	1	7	1	539	752	41.75	3

SANFL League - Leading Goalkickers

Player	Team	Games	Goals	TIBP	MGG
James Rowe	Eagles	9	29	4	4
Liam Mcbean	Glenelg	9	27	3	5
Lewis Hender	North Adelaide	9	19	2	7
Jake Von Bertouch	Eagles	9	18	1	4
Tom Pinyon	Norwood	9	18	4	4
Kym Lebois	North Adelaide	9	16	2	3
Jake Sutcliffe	Sturt	8	14	2	6
Luke Reynolds	Glenelg	9	14		3
Samuel Overall	South Adelaide	9	14	3	3
Thomas Keough	West Adelaide	9	14	3	5
Beau McCreery	South Adelaide	9	13		3
Eamon Wilkinson	South Adelaide	9	12	1	3
Justin Hoskin	Central District	8	12	2	6
Liam Fitt	South Adelaide	8	12	1	3
Tristan Carcuro	Eagles	8	12		4
Jack Hayes	Eagles	9	11	2	3
Matthew Panos	Norwood	9	11	3	4
Mitchell Harvey	North Adelaide	9	11	1	4
Richard Douglas	Norwood	9	11	3	3
Isaac Johnson	West Adelaide	9	10	3	3
Darcy Bailey	Glenelg	9	9		3
John Butcher	Central District	6	9	2	3
Joshua Hone	Sturt	8	9	3	3
Nicholas Hayes	Eagles	9	9	1	3
Andrew Moore	North Adelaide	9	8	7	3
Brett Turner	West Adelaide	9	8	6	2
Daniel Fahey-Sparks	Sturt	9	8	3	2

EACH SANFL CLUB HAS PAGES IN THIS MAGAZINE EVERY WEEK SO THEIR SUPPORTERS CAN KEEP UP-TO-DATE WITH CLUB FUNCTIONS AND EVENTS

This weekends big round of matches

ROUND 10

Friday 28 August

West Adelaide v Sturt

Hisense Stadium

7:20pm

Norwood v Eagles

Coopers Stadium

7:40pm

Saturday 29 August

South Adelaide v Central District

Flinders Stadium

2:10pm

North Adelaide v Glenelg

Prospect Oval

2:10pm

THE WEEK
AHEAD

THE WEEK
AHEAD

Honouring Lives

Blackwell Funerals is dedicated to supporting you at your time of need by offering personalised funeral options.

Our funeral directors are with you every step of the way, listening, keeping you informed and guiding you through the process to honour the life of your loved one.

 Blackwell Funerals
Honouring Lives

1300 662 172
blackwellfunerals.com.au

LEAGUE

THE FINAL SCOREBOARD



North Adelaide 15.13-103
Norwood 8.3-51

North Adelaide

Goal Kickers: L. Hender 4, L. Minervini 2, T. Schwarz 2, A. Moore 2, K. LeBois 2, M. Harvey, B. Jarman, K. Ramsey
Best Players: A. Spina, T. Schwarz, C. Combe, L. Hender, J. Allmond, E. Chalmers

Norwood

Goal Kickers: C. Ellison 2, D. Barry, R. Douglas, W. Abbott, S. Baulderstone, M. Grigg, M. Panos
Best Players: N. Rokahr, R. Douglas, B. McKenzie, S. Baulderstone, E. Irra



Glenelg 8.2-50
South Adelaide 13.13-91

Glenelg

Goal Kickers: J. Kluske 2, L. McBean, J. Scharenberg, J. Yates, D. Bailey, C. Park, L. Reynolds

Best Players: C. Nicholson, A. Bradley, M. Snook

South Adelaide

Goal Kickers: J. Cross 3, S. Overall 3, B. McCREERY 2, L. Fitt 2, D. Andrews, E. Wilkinson, B. Heaslip

Best Players: J. Cross, J. Haines, B. Heaslip, S. Overall, J. Summerton, N. Schwarz



Eagles 11.6-72
Sturt 5.5-35

Eagles

Goal Kickers: J. Rowe 3, J. Sinor 2, J. Tsitas, N. Hayes, J. Von Bertouch, L. Jones, J. Hayes, L. Thompson

Best Players: J. Sinor, J. Toumpas, S. Rowland, J. Tsitas, J. Rowe

Sturt

Goal Kickers: H. Morrison 2, H. Carey, T. Lewis, A. Davis

Best Players: S. Slimming, J. Henderson, T. Harms, D. Fahey-Sparks, S. Wundke, C. Voss



Central District 10.13-73
West Adelaide 8.3-51

Central District

Goal Kickers: J. Hoskin 4, J. O'Brien 2, J. Toner, J. Butcher, M. Stephenson, D. Pisani

Best Players: J. Marsh, J. Hoskin, J. Kelly, T. Schiller, J. Boyd, J. O'Brien

West Adelaide

Goal Kickers: T. Keough 2, S. May, B. Turner, C. Fairlie, R. Thilthorpe, M. Waite, I. Johnson

Best Players: E. Dunkin, J. Boyle, R. Thilthorpe, L. Squire, B. Turner, T. Keough



Café di Roma

116a Prospect Road Prospect,
South Australia 5082
+61 8 8342 6040
cafediromapropect@gmail.com



Bringing you all the up-to-date
AFL and SANFL football stories from
around South Australia and Australia

SANFL - RESERVES

THE SOUTH AUSTRALIAN
FOOTBALLER

YOUR WEEKLY "BIBLE" OF
SOUTH AUSTRALIAN FOOTBALL

Simply click on the jumper of your favourite SANFL club and all the up-to-date information will appear on your club's website



SANFL Reserves - Premiership Ladder

TEAM	P	W	L	D	FOR	AGN	%	PTS
1 Central District	9	8	1	0	823	455	64.40	16
2 Eagles	9	8	1	0	698	422	62.32	16
3 Sturt	9	6	3	0	617	455	57.56	12
4 Glenelg	9	6	3	0	611	559	52.22	12
5 North Adelaide	9	4	5	0	540	580	48.21	8
6 South Adelaide	9	2	7	0	534	624	46.11	4
7 Norwood	9	1	8	0	405	752	35.00	2
8 West Adelaide	9	1	8	0	393	774	33.68	2

SANFL Reserves - Leading Goalkickers

Player	Team	Games	Goals	TIBP	MGG
Harrison Morgan	Eagles	8	20	2	5
Nicholas Leck	Glenelg	9	20	4	4
Thomas Condon	Glenelg	9	19	2	8
Zane Williams	Eagles	8	14	4	4
Jak Goudman-Glasson	North Adelaide	7	13	1	3
Mihail Lochowiak	Sturt	9	13		3
Oliver Grivell	Sturt	8	13	5	3
Damon Robinson	Central District	8	12		3
Cooper Machin	South Adelaide	9	11	1	3
Lachlan Pascoe	Norwood	9	11	2	2
Mitchell Martin	Glenelg	9	11		2
Beau Schwarze	Sturt	6	10	1	2
Brett Kennedy	Central District	8	10	1	3
Samuel Milne	Central District	8	10	2	5
Dale Pearce	Eagles	8	9	1	2
Matthew McKenzie	West Adelaide	9	9	1	3
Mitchell Mckelvie	Central District	7	9		2
Nicholas Moore	Eagles	8	9	4	4
Sam Barnett	Norwood	9	9	4	3
Hamish Ellem	West Adelaide	6	8	2	3
Jackson Elmes	South Adelaide	9	8	1	3
Jake McCreery	South Adelaide	9	8	2	3
Lachlan Grubb	Central District	4	8	1	3
Sam Liambis	Glenelg	7	8	2	5
Christopher Barns	North Adelaide	7	7	2	3
Connor Mclean	Central District	4	7	1	4
Samuel Davis	North Adelaide	8	7	4	3

EACH SANFL CLUB HAS PAGES IN THIS MAGAZINE EVERY WEEK SO THEIR SUPPORTERS CAN KEEP UP-TO-DATE WITH CLUB FUNCTIONS AND EVENTS

This weekends big round of matches

ROUND 10

Friday 28 August

West Adelaide v Sturt

Hisense Stadium

4:50pm

Norwood v Eagles

Coopers Stadium

5:00pm

Saturday 29 August

South Adelaide v Central District

Flinders Stadium

11:30am

Sunday 30 August

North Adelaide v Glenelg

Prospect Oval

11:30am

THE WEEK
AHEAD

THE WEEK
AHEAD

FOOTBALL - IT'S A FORM OF
MATING RITUAL.*

*Hurling, 1991

Movie Fundraisers & Club Socials

More seats than any other cinema in Adelaide means you can 'stack the cash' for your Club at your next movie fundraiser. You can also get social with discounted rates for groups of 10 or more.

- ▶▶ 750 SEATS
- ▶▶ NEW RELEASE MOVIES
- ▶▶ LICENSED CANDY BAR
- ▶▶ HAIGH'S CHOCOLATES
- ▶▶ NEWLY RESTORED
- ▶▶ FULLY ACCESSIBLE

Contact 8272 1177 | events@capri.org.au | capri.org.au

C
A
P
R
I

RESERVES

THE FINAL SCOREBOARD



North Adelaide 10.20-80
Norwood 4.10-34

North Adelaide

Goal Kickers: J. Goudman-Glasson 3, C. Barns 3, D. Fahey, J. Neade, A. Barns, H. Magor

Best Players: H. Magor, P. Davies, C. Barns, A. Barns, K. Parnell

Norwood

Goal Kickers: D. Fairbrother, J. Murphy, M. Carroll, T. Dowdell

Best Players: D. Fairbrother, M. Cavallaro, L. Pascoe, J. Saunders, T. Binder, C. Szust



Glenelg 14.5-89
South Adelaide 7.11-53

Glenelg

Goal Kickers: T. Condon 8, N. Leck 3, T. Russo, M. Martin, F. Betterman

Best Players: T. Condon, B. McRae, F. Betterman, A. Martini, T. Slade

South Adelaide

Goal Kickers: C. McGree, L. Bogle, B. Short, S. Whitbread, C. Machin, A. Douglass, T. Oliver

Best Players: M. Lippett, S. Whitbread, A. Douglass, C. McGree, J. Elmes



Eagles 3.8-26
Sturt 5.9-39

Eagles

Goal Kickers: H. Morgan, J. Weidemann, S. Michael

Best Players: S. Michael, M. Mead, L. Barnett, C. McLEOD, A. Asfaha, T. Schmusch

Sturt

Goal Kickers: T. Hone, B. Schwarze, J. Shute, J. Houlahan, T. Emmett

Best Players: J. Shute, M. Lines, D. Gore, A. Lochowiak, J. Thiele, B. Sumner



Central District 15.11-101
West Adelaide 6.6-42

Central District

Goal Kickers: C. Dahms 2, N. Gillard 2, M. McKelvie 2, S. Milne 2, E. East 2, L. Grubb 2,

S. Burton, K. Jenner, B. Kelly

Best Players: J. Furnell, B. Dew, D. Haydon, T. Graham, S. Burton, K. Jenner

West Adelaide

Goal Kickers: H. Ellem 2, T. Harris, J. Stevens, K. Kirk, R. Stevens

Best Players: W. Mead, R. Stevens, H. Ellem, A. Forbes, H. Elliot, N. Couroupis



CENTRAL STATION PHARMACY

4/52-54 HINDLEY STREET, STATION ARCADE, ADELAIDE SA 5000

THE CLOSEST PHARMACY LOCATED TO THE ADELAIDE OVAL
INSIDE THE STATION ARCADE UP THE HALL FROM ADELAIDE
CBD RAILWAY STATION

WE HAVE A LARGE RANGE OF
FIRST AID SUPPLIES

Call us and one of our very friendly staff would be happy to help you

(08) 8231-8834

WE LOVE TO CARE FOR YOU



Bringing you all the up-to-date
AFL and SANFL football stories from
around South Australia and Australia

SANFL - UNDER 18's

**THE SOUTH AUSTRALIAN
FOOTBALLER**
YOUR WEEKLY "BIBLE" OF
SOUTH AUSTRALIAN FOOTBALL

Simply click on the jumper of your favourite SANFL club and all the up-to-date information will appear on your club's website



SANFL Under 18's - Premiership Ladder

TEAM	P	W	L	D	FOR	AGN	%	PTS
1 Eagles	9	8	1	0	733	452	61.86%	16
2 North Adelaide	9	8	1	0	686	557	55.19%	16
3 South Adelaide	9	5	4	0	659	563	53.93%	10
4 Glenelg	9	5	4	0	685	673	50.44%	10
5 Norwood	9	4	5	0	643	694	48.09%	8
6 Sturt	9	3	6	0	537	612	46.74%	6
7 West Adelaide	9	1	7	1	553	732	43.04%	3
8 Central District	9	1	7	1	539	752	41.75%	3

SANFL Under 18's - Leading Goalkickers

Player	Team	Games	Goals	TIBP	MGG
Zabien Parker-Boers	Sturt	7	16	2	7
Brayden Cook	South Adelaide	7	15	6	5
Finn Heard	Norwood	5	15	4	5
Morgan Ferres	Sturt	4	15	3	6
Jordan Opperman	Sturt	9	12		2
Lucas Schultz	Glenelg	4	12	1	5
Cooper Murley	Norwood	9	11	7	3
Jack Wheare	Eagles	6	11		4
Tom Emmett	Sturt	4	11	3	4
Jay Watson	Eagles	9	10	2	3
Phoenix Spicer	South Adelaide	9	10	3	2
Cody Gilchrist	Central District	6	9	2	4
Hugo Hoeck	South Adelaide	7	9		2
Liam Hamilton	South Adelaide	7	9	2	5
Liam Nye	South Adelaide	9	9	2	3
Luke Young	West Adelaide	8	9	3	3
Marcus Roberts	Norwood	9	9	2	2
Riley Davis	Glenelg	9	9	3	3
Shaun Bennier	North Adelaide	4	9	1	4
Aiden Holland	Sturt	9	8	1	2
Caleb Poulter	Eagles	9	8	7	3
Elliott Mcnamara	North Adelaide	6	8	2	6
Jackson Murphy	Norwood	9	8	1	3
Jason Horne	South Adelaide	6	8	5	3
Leo Coates	North Adelaide	9	8	3	2
Luke Heitmann	West Adelaide	8	8	4	3
Riley Holder	Glenelg	4	8	2	4

EACH SANFL CLUB HAS PAGES IN THIS MAGAZINE EVERY WEEK SO THEIR SUPPORTERS CAN KEEP UP-TO-DATE WITH CLUB FUNCTIONS AND EVENTS

This weekends big round of matches

Round 10

Saturday 29 August

Glenelg v North Adelaide

Eagles v Norwood

Central District v South Adelaide

Sturt v West Adelaide

Ach Group Stadium 11:30am

Maughan Oval 11:30am

X Convenience Oval 11:30am

Maughan Oval 1:25pm

THE WEEK
AHEAD

THE WEEK
AHEAD



Gawler Arcade - Shop 4b/124 Murray St
Gawler SA 5118

Phone: (08) 8504 7728

Website: christieroberts.com.au

Email: admin@christieroberts.com.au

UNDER 18

THE FINAL SCOREBOARD



Norwood 6.9-45
North Adelaide 7.9-51

Norwood

Goal Kickers: N. Maunder 2, S. Duke, M. Roberts, H. Nelligan, A. Scali
 Best Players: B. Gal, B. Haebich

North Adelaide

Goal Kickers: M. Borg 2,
 T. Newchurch, L. Coates, J. Davison, S. Bennier, J. White
 Best Players: L. Coates, M. Borg, K. Brazell, J. Willis, B. O"Loughlin, S. Dukalskis



South Adelaide 10.8-68
Glenelg 7.3-45

South Adelaide

Goal Kickers: L. Nye 3, D. Brown 2, H. Hoeck 2, L. Hamilton, P. Spicer, B. Cook
 Best Players: M. Clifton, A. Draper, H. Spacie, D. Brown, J. Little, L. Nye

Glenelg

Goal Kickers: J. Davis 3, M. Fitzgerald 2, C. Drum, J. Boag
 Best Players: C. Drum, J. Davis, H. Wright, S. Potter, J. Virtanen



West Adelaide 7.11-53
Central District 7.5-47

West Adelaide

Goal Kickers: L. Heitmann 3, L. Young 2, I. Zinndorf, L. Baker
 Best Players: J. Sinderberry, C. Gilbert, D. White, L. Heitmann, B. Burbridge,
 L. Young **Central District**

Goal Kickers: C. Tidswell, M. Fraser, D. Wall, W. Ryan, J. Patrick, D. Ross, L. Welch
 Best Players: L. Alleer, B. Lake, A. McDonald, J. Fiebiger, L. Welch



Sturt 9.4-58
Eagles 11.17-83

Sturt

Goal Kickers: M. Liddy 2, A. Holland, J. Opperman, W. Spain, J. Ferrari, P. Tidemann,
 H. Morbey, J. Goodwin


Best Players: M. Liddy, C. Fryer, W. Spain, Z. Grivell, P. Tidemann, B. Higgins

Eagles

Goal Kickers: M. Litster 3, J. Watson 2, J. Kasianowicz, W. Neumann,
 J. Hunter-Price, T. Schofield, J. Wheare, Z. Scott

Best Players: M. Litster, C. Poulter, H. Dawkins, W. Neumann, J. Burgoyne,
 T. Schofield





YOUR FULL SPECTRUM SOLUTION TO FACILITY MANAGEMENT

COMMERCIAL CLEANING • CARPET CLEANING • EXIT/VACATE CLEANING • BOLON CLEANING
 WASHROOM CLEANING • WINDOW CLEANING • BUILDERS CLEANING • YARD CLEANING

CONTACT US TODAY FOR A FREE NO OBLIGATION APPRAISAL!
WWW.CINDERELLAS.COM.AU

INSIDE

THE LOCKER ROOM WITH KAYLA

The race for the top eight

The race for finals is tight. The ladder position for every team is uncertain. We are down to the final five games before the 2020 finals campaign kicks off. At this point in the season, every fan is doing the math and predicting their teams chance of playing finals. However, one can never predict what is going to happen. 'Easy' games can turn into a team's nightmare and loss of momentum can kick a team out of the eight if other results go against you.



by
Kayla Voss

We almost witnessed nightmare results for Port Adelaide, Geelong and West Coast. While all three teams are in a safe spot to play finals, losing games you are expected to win is crushing for momentum. West Coast have the best argument for their 12-point win; GWS are a threat when they play their best footy, but their inconsistency is why they sit at 11th. However, Port Adelaide and Geelong played 15th and 18th respectively. Geelong managed to put the crows away in the fourth quarter to win comfortably by 28 points. Yet, the third quarter margin was only 9 points in Geelong's favour. Port Adelaide, on the other hand, had to fight until the final siren. Hawthorn had transformed their on-field behaviour by taking on their 'unsociable' label from their glory days, which proved a task for ladder leaders Port. Port only just escaped from a loss to the Hawks after a combined effort from Scott Lycett, Zak Butters and Ollie Wines to produce a goal in the final two minutes.

The teams at the top of the table are tasked with finishing off their season strongly against teams sitting comfortably below them. All four teams are facing games over the final five rounds which they are expected to win, especially with a bye in the next two weeks to recover.

Meanwhile, teams hovering around the eight spot cut-off are facing a tough battle over the coming weeks. Desperation is the key to securing those final spots up for grabs. Who can string together consistent performances, and who wants it more? Also, who deserves to be there come finals? From 6th position to 11th, the battle for top eight is tight; only two games separate 6th from 11th. St Kilda, Western Bulldogs, Collingwood, Melbourne, Carlton and GWS are the six clubs hanging closely around the top eight cut-off. During the final home and away rounds these clubs need to prove why they should play finals football.

Out of all six teams, St Kilda deserve a spot the most. After finishing 14th last year, they have taken on board new coaching leadership and produced a fresh style of football. The Saints are exciting to watch and have developed brilliantly under Brett Ratten, especially young players like Max King.

Country
Proud
·CLOTHING·

MENSWEAR · WORKWEAR
SCHOOLWEAR · WOMENSWEAR
MANCHESTER

18-20 EAST TERRACE LOXTON 8584 7225

INSIDE THE LOCKER ROOM WITH KAYLA

The race for the top eight

Western Bulldogs and Collingwood share similar fates at the moment; their inconsistency is the biggest challenge in the final rounds. Collingwood in particular have proven over the past three years that they are a force to be reckoned with when they are at their best. However, injury issues have not helped in their efforts to provide more consistent football.



by
Kayla Voss

Finally, Melbourne, Carlton and GWS are sitting just outside the top eight. If results go their way, there is no reason these clubs will not play finals football. However, it is a question of whether or not they should. Melbourne, while they are the closest to breaking the eight, have produced some of the worst performances of football this year. If they can prove they are back on track then there is no reason they do not deserve a spot. They certainly have the personnel required to produce good, exciting football.

GWS and Carlton have similar fixtures in terms of difficulty. So it will be whoever can prove their worth. However, Carlton lack the experience required to make a run for the finals after battling for so many years. While GWS will be looking to return to the finals stage after a disappointing finish last year against Richmond.

Either way, the battle for the final top eight spots is well and truly a tough one. No doubt, these teams will be fighting hard to secure a place in finals and, ultimately, a chance to contend for the 2020 premiership.

St Kilda are one club who are in the race for the eight



coveprint

FLYERS

INVITATIONS

BUSINESS CARDS

FUNERAL STATIONERY

SIGNAGE

CANVAS BANNERS

PULL UP BANNERS

POSTERS

08 8376 6676 • www.coveprint.com.au

FOLLOW US ON SOCIAL MEDIA



Amato's 5th Quarter

Over and Unders: Top three rated current AFL players

Overrated #3: Chad Wingard

Perception: Elite, A-Grade Superstar

Reality: Talented Player

While Chad Wingard began his career in emphatic fashion, kicking 148 goals from 89 games in his first four seasons... the early Ken Hinkley days at Port Adelaide still remain his best seasons. While certainly capable of producing match winning moments, incredible skills by foot and the ability to take the ball in the air and out of packs, Wingard is sporadic and tends to have drift in and out of games. While disappointed to lose their favourite-son, Port are winning the Wingard-Burton trade at this point in time.



by
Daniel Emilio Amato

Underrated #3: Brad Sheppard

Reason: In the shadow of Premiership stars who play similar roles ie. McGovern, Hurn, Yeo etc.

Brad Sheppard is easily the most underrated Eagle. While he doesn't have the aerial ability of Jeremy McGovern or the penetrating boot of Shannon Hurn, he has always been a reliable defender who works as the link from defence to midfield. His ability to run off half back cannot be underestimated. Averaging 16 possessions in 2020, he is every chance to finally get that premiership medal he missed out on in 2018.

Overrated #2: Dyson Heppell

Perception: One of the best midfielders in the game.

Reality: 2011 NAB Rising Star winner.

While Dyson Heppell is certainly skilful and by all means a good player and captain, he is nowhere near the level of a Martin, Fyfe or Dangerfield. He gets enough of the ball and does usually use it well, he doesn't impact the game as much as some think. He isn't overly quick, nor is he overly versatile. He rarely goes into the forward line and kick goals, nor does he go in defence... something many A-Graders do. He also has not translated his great games into finals... playing in four losing elimination finals.

Underrated #2: David Mundy

Reason: Playing for the smaller of two Western Australian clubs.

David Mundy just keeps on keeping on, and is now second on the all time Fremantle games played list. Since his debut, he has been a solid, durable and consistent performer who has given his heart and soul to the Dockers. An elite field kick, strong mark and physically imposing, Mundy is tough to quell. Still averages 18 possessions at 70% efficiency at 35 years of age... may very well play on in 2021.



THE LEADERS IN IRRIGATION AND FODDER

Pumps | Tanks | Pipe and Fittings | Drip and Spray Irrigation | Hose | Drive
Through Fodder Stores | Equestrian Feed and Supplies | Dog and Cat Food |
Bird Seed | Coonara Heaters

Proudly supporting Country Football and Netball throughout the region

MURRAY BRIDGE
151 Adelaide Road
Phone: 8532 2711

STRATHALBYN
41 Milnes Road
Phone: 8536 4422



The Warmest Aussie Legend



HYGAIN
Feeding the world since 1952

Amato's 5th Quarter

Over and Unders: Top three rated current AFL players

Overrated #1: Jake Stringer

Perception: Won a flag in 2016

Reality: Plays 1-3 truly great games a season.

Good player, fun to watch and can be trusted in kicking 2-4 goals per game and winning All-Australian. Just because you're a potential match winner, does not necessarily mean you're a superstar. While Stringer is talented, he isn't elite by AFL standards and has only kicked more than 40 goals in a season once. A solid B-Grade forward at his absolute best.




by
Daniel Emilio Amato

Underrated #1: Jarryd Lyons

Reason: Always played with superstars ie. Sloane, Dangerfield, Ablett, Hodge, Neale etc.

Jarryd Lyons has always been in the shadow of some modern day champions. While isn't as fast, silky, skilful or exciting to watch as a Gary Ablett Jnr, Patrick Dangerfield or Lachie Neale, what Jarryd Lyons brings it cannot be denied. What Lyons lacks in speed, he makes up for in ball use. He finds the football and uses it well, averaging 22 possessions or more since 2016, extracting to ball from the contest, creating opportunities for his forwards. If Jarryd Lyons was removed from Brisbane, the likes of Lachie Neale and Dayne Zorko would be double-manned and the connection would be stifled. Could be a premiership player this season.



ALL TAKEAWAY WOOD OVEN PIZZA

BY ORDERING DIRECTLY FROM US ON

08 8239 2235

\$19



The Mantis file

The Grand Stadium

The AFL Grand Final has always been played at the Melbourne Cricket Ground (MCG). The tradition, in fact, is so sacred to some footy fans and sponsors that even if two Perth teams were to make it to the final, they would have to travel across the entire country and play in Melbourne. That's not even mentioning the fact that Victorian teams have a sort of home ground advantage, or at least familiarity with the ground, against opponents who are from other states.



by
Foti Mantis

Although the MCG holds the greatest number of supporters at around 100,000, it should not act to any team's advantage when it comes to the Grand Final.

For years, fans and commentators, admittedly from non-Victorian states, have called for a change of venue when it comes to the Grand Final. After so many consecutive final games played at the MCG, that special feeling is finally starting to perish. And that's not to undermine the greatness of the MCG. However, a proper proposal should be put in place before demands for other states to host the Grand Final begin. It may be that more emphasis must be put on the season standings, in terms of points and percentage.

For example, if the team who finished 3rd made it to the final against a team which finished 5th on the ladder, then the club that achieved a higher standing on the ladder in that season should be the team to host the Grand Final. Now, that's just a proposal, but it's important for the AFL to think about these types of things to spread the popularity and experience of the Grand Final across Australia and its other states. Maybe it could be a random draw each year, or a type of system where the states take turns. There are endless common sensical ways to solve this unfair situation.

As for this year, a change in venue seems almost mandatory. In terms of the current global pandemic, Victoria has been the one Australian state most effected by the spread of COVID-19. So then, the question arises as to where the Grand Final will be played in 2020, and exactly what will influence the AFL to make that decision. A proposal must be put in place, similar to the one mentioned earlier in this article. Although there is still plenty of time until the Grand Final, I think it's only fair to say that this is the year that the AFL should experiment with changing the venue of the final.



systemjoaustralia.com.au

**FREE TOY
CLEANER!**

WITH EVERY PURCHASE OF A 4OZ
H2O CLASSIC ORIGINAL LUBRICANT

A week in football with Madi

The pride of South Australia is not the mighty Adelaide Crows

It's been a difficult year for all clubs this season, but it seems no team more so than the Adelaide Crows have buckled under the pressure of fly-in-fly-out games, hubs and a compressed fixture. After losing many of their star players in the off-season including Eddie Betts, Cam Ellis-Yolmen, Alex Keath, Josh Jenkins and Sam Jacobs, the Crows said they would begin a rebuild, but no one could have expected this.



by
Madison Mifsud-Ure

The Crows have gone from top to bottom in just three years. When there are only two South Australian teams in the competition the chances of them being on completely opposite sides of the ladder is extremely rare. So when your cross-town rivals Port Adelaide are the ladder-leaders while the Adelaide Crows are 18th and bottom there really isn't much to smile about.

It's been a challenging season for Crows fans to watch loss after loss after loss. Their performance against the Sydney Swans in Round 1 was probably their best and most convincing chance of taking home the win, but need I remind you that too was a loss. Rory Laird has been one of the few positives to take away from their games. He has been excellent on the field since moving to the midfield providing pressure to a side with very little and was the leading disposal winner against the Pies in Round 11 with 37 possessions for the night.

Laird has really led the way of this youthful side. Unfortunately, that's where the good news ends.

The Adelaide Crows have made several changes to their list, recruiting Ben Keays ex-Brisbane player, Ben Crocker ex-Collingwood player and former Port Adelaide ruckman Billy Frampton. Rookie Ben Keays has been quite serviceable after spending most of his AFL career playing in the reserves at Brisbane.

The Crows have had an AFL-high eight debutants and used 37 players across the course of the season, which is more than any other club. While it has been excellent to give so many young players more experience in the AFL and more opportunity to develop, it does seem odd that some of their more-experienced players are not making the team. Now when a player like Bryce Gibbs and even Billy Frampton to an extent, cannot even make the team when that team is losing every week, something must be wrong. Especially when these two players would give the Crows a boost in two areas they seem to be lacking in, a target inside-50 and a strong, clearance-winning midfielder.

This season the Crows have had many big outs, with Rory Sloane, Taylor Walker, Tom Doedee, Daniel Talia, Tom Lynch, Brad Crouch, Wayne Milera, Riley Knight and Jordan Gallucci all sidelined for extended periods. The Crows have struggled in all areas on the field, their depleted list would not have helped but they just seem to be lacking, not running as hard, no consistency

Hallett Law

- COMMERCIAL AND BUSINESS LAW
- CREDIT MANAGEMENT AND DEBT RECOVERY
- WORKPLACE LAW
- FAMILY LAW

47a Murray Street, Angaston • 0452 614 454






PURPOSE /VISION

To provide a multifaceted range of unique and compassionate services that offer hope and opportunity to those facing personal challenges and hardship

For ONE Life Community Assist, empowering people today can mean providing crisis care individualised support, re-skilling, acquiring new life skills and assistance in finding employment.

📌 **At ONE Life Community Assist, people are treated with honour and respect. 📌**

Our aim is to provide a multifaceted range of unique and compassionate services that offer hope and opportunity to those facing personal challenges and hardship.



Current Services / Programs

Chaplaincy | Unemployment Support
Community Computers | Internet access
Op Shop | Work For the Dole Projects
Youth | Youth Adult Programs | Life Coaching
Community Leadership College | Cafe
Referrals to Professional Counselling
Wednesday Free Food give away
from 1.00 - 2.00pm

To Make a tax-deductible Donation

Account: ONE Life Community Assist
Bsb: 035 047 Account: 470595 Or Text ONELIFE to 0488 202 202
Please email us at info@communityassist.org.au your details so we can send you a tax deductible receipt ABN. 92 138 770 626

To know more:

www.communityassist.org.au

Ozdealz

*Great Products at
Huge SALE Prices*



*Lots More Online - For Everyone
Ladies, Men, Kids, Pets, Household*

www.ozdealz.com.au

ADELAIDE CROWS IN 2020

ALL THE STATISTICS FOR EVERY CROWS PLAYER ON THE LIST IN 2020

No	Player Name	Games	Age	DOB	Height	Weight	Position
1	Jones, Chayce	14	20yr 6mth	14 Jan 2000	180cm	77kg	Forward
2	Crouch, Brad	89	26yr 6mth	14 Jan 1994	186cm	85kg	Midfield
3	Knight, Riley	54	25yr 3mth	27 Mar 1995	181cm	80kg	Forward
4	Murphy, Lachlan R	37	21yr 7mth	4 Dec 1998	176cm	76kg	Forward
5	Crouch, Matt	114	25yr 2mth	21 Apr 1995	182cm	80kg	Midfield
6	Gibbs, Bryce	266	31yr 3mth	15 Mar 1989	188cm	84kg	Midfield
7	Gallucci, Jordan	27	22yr 2mth	4 May 1998	182cm	78kg	Forward
8	Kelly, Jake	81	25yr 5mth	21 Jan 1995	190cm	89kg	Defender
9	Sloane, Rory	205	30yr 3mth	17 Mar 1990	182cm	83kg	Midfield
10	Poholke, Myles	13	22yr	10 Jul 1998	186cm	86kg	Forward
11	Seedsman, Paul	104	28yr 5mth	22 Jan 1992	190cm	87kg	Midfield
12	Talia, Daniel	192	28yr 9mth	2 Oct 1991	197cm	98kg	Defender
13	Walker, Taylor	194	30yr 2mth	25 Apr 1990	193cm	100kg	Forward
14	MacKay, David	221	31yr 11mth	25 Jul 1988	181cm	78kg	Defender Midfield
15	Hartigan, Kyle	103	28yr 8mth	7 Nov 1991	194cm	98kg	Defender
16	Brown, Luke	156	27yr 9mth	22 Sep 1992	181cm	81kg	Defender
17	Hamill, Will	4	19yr 7mth	17 Nov 2000	186cm	71kg	Defender
18	Stengle, Tyson	6	21yr 8mth	19 Oct 1998	172cm	73kg	Forward
20	Crocker, Ben R	30	23yr 4mth	19 Feb 1997	188cm	84kg	Forward
21	Atkins, Rory	100	26yr	12 Jul 1994	186cm	85kg	Midfield
22	Frampton, Billy	7	23yr 7mth	20 Nov 1996	200cm	90kg	Forward
23	McAdam, Shane	3	25yr 1mth	28 May 1995	181cm	78kg	Forward
24	Worrell, Josh	0	19yr 3mth	11 Apr 2001	195cm	74kg	Defender Forward Midfield
25	McHenry, Ned	5	20yr	13 Jul 2000	179cm	70kg	Midfield
26	Schoenberg, Harry	0	19yr 4mth	21 Feb 2001	180cm	78kg	Midfield
27	Lynch, Tom	145	29yr 9mth	15 Sep 1990	193cm	88kg	Forward
28	Keays, Ben R	35	23yr 4mth	23 Feb 1997	185cm	89kg	Forward
29	Laird, Rory	149	26yr 6mth	29 Dec 1993	177cm	81kg	Defender
30	Milera, Wayne	62	22yr 10mth	14 Sep 1997	184cm	81kg	Defender Midfield
31	Wilson, Patrick R	2	25yr 7mth	11 Dec 1994	188cm	89kg	Midfield
32	Fogarty, Darcy	17	20yr 9mth	25 Sep 1999	193cm	94kg	Forward
33	Smith, Brodie	173	28yr 6mth	14 Jan 1992	189cm	90kg	Defender
34	Himmelberg, Elliott	9	22yr 1mth	4 Jun 1998	198cm	96kg	Forward
35	McAsey, Fischer	5	19yr 4mth	8 Mar 2001	197cm	91kg	Defender
36	McPherson, Andrew	1	21yr	20 Jun 1999	186cm	79kg	Defender
37	O'Connor, Ronin	0	19yr 5mth	1 Feb 2001	191cm	85kg	Midfield
38	Sholl, Lachlan	0	20yr 4mth	7 Mar 2000	185cm	77kg	Defender
39	Doedee, Tom	26	23yr 4mth	1 Mar 1997	188cm	88kg	Defender
40	Davis, Ben	2	23yr 1mth	19 May 1997	187cm	85kg	Forward
41	Butts, Jordon R	0	20yr 6mth	31 Dec 1999	198cm	83kg	Defender
42	Taylor, Ayce R	0	19yr 9mth	26 Sep 2000	190cm	81kg	Defender
43	O'Brien, Reilly	26	24yr 10mth	20 Aug 1995	202cm	101kg	Ruck
44	Gollant, Lachlan	0	18yr 10mth	12 Sep 2001	191cm	72kg	Defender Midfield
45	Strachan, Kieran R	0	24yr 9mth	5 Oct 1995	204cm	95kg	Ruck

Oysta la Vista
Family Friendly Holiday House

Oystalavista@Bigpond.Com

Just over 2 hours' drive (200 kms) from Adelaide CBD, Stansbury is located on Oyster Bay and nestled between Port Vincent and Edithburgh on the eastern coast of Yorke Peninsula.

Accommodation
Hotels
Holiday Home

13 & 15 Seaview Court, Stansbury, 5582, SA
Alan Botting **0418849101**

ADELAIDE CROWS IN 2020

2020 ADELAIDE CROWS - TACKLES PER GAME LEADERS

Rank	Name	Games	Average
1	Matt Crouch	12	4.17
2	Reilly O'Brien	13	4.15
3	Brad Crouch	8	3.88
4	Rory Laird	13	3.85
5	Lachlan Murphy	10	3.70
6	Ben Keays	12	3.58
7	Rory Sloane	8	3.50
8	Paul Seedsman	9	3.11
9	Myles Pohlke	4	3.00
10	Shane McAdam	9	2.89
11	Ned McHenry	8	2.88
12	Darcy Fogarty	6	2.83
13	Jake Kelly	11	2.82
14	Brodie Smith	12	2.50
15	Ben Crocker	7	2.43
16	Chayce Jones	11	2.36
17	Harry Schoenberg	4	2.00
17	Rory Atkins	4	2.00
19	Luke Brown	13	1.92
20	Tyson Stengle	8	1.88
21	Elliott Himmelberg	7	1.86
22	Andrew McPherson	6	1.83
23	Will Hamill	8	1.75

SOUTH AUSTRALIA'S PREMIER SPORTS MEDIA COMPANY

- Magazines • Live Broadcasting
- Videoing of Live Sporting events
- Internet TV and Radio • Publishing

STRALIA SPORTS.COM and HOSIE MEDIA
Phone 0404 846 412 www.straliasports.com

2020 ADELAIDE CROWS - EFFECTIVE DISPOSALS PER GAME LEADERS

Rank	Name	Games	Average
1	Matt Crouch	12	17.58
2	Rory Laird	13	16.00
3	Brad Crouch	8	12.75
4	Brodie Smith	12	12.17
5	Tom Doedee	9	11.78
6	David MacKay	7	11.71
7	Paul Seedsman	9	11.56
8	Ben Keays	12	11.50
9	Rory Sloane	8	11.38
10	Tom Lynch	11	11.00
11	Luke Brown	13	10.08
12	Andrew McPherson	6	9.00
13	Lachlan Sholl	4	8.50
14	Reilly O'Brien	13	7.69
15	Myles Pohlke	4	7.50
16	Kyle Hartigan	8	7.25
17	Harry Schoenberg	4	7.00
17	Daniel Talia	11	7.00
19	Will Hamill	8	6.38

Get your **FREE** copy of the **SA Footballer** emailed to you each week

Click here to SUBSCRIBE FOR FREE

Quin



SUPPLYING HIGH QUALITY NETS AND POSTS FOR 80 YEARS!

CALL US FOR A QUOTE 08 8447 3577

WWW.QUINSPORTS.COM.AU

331 ST VINCENT STREET EAST, PORT ADELAIDE, SA 5015

ADELAIDE CROWS IN 2020

2020 ADELAIDE CROWS - SCORE INVOLVEMENTS PER GAME LEADERS

Rank	Name	Games	Average
1	Shane McAdam	9	3.56
2	Tom Lynch	11	3.55
3	Billy Frampton	4	3.50
4	Matt Crouch	12	3.33
4	Paul Seedsman	9	3.33
6	Elliott Himmelberg	7	3.29
6	Ben Crocker	7	3.29
8	Harry Schoenberg	4	3.25
9	Rory Laird	13	3.00
9	Myles Pohlke	4	3.00
9	Ben Keays	12	3.00
9	Tyson Stengle	8	3.00
9	Lachlan Murphy	10	3.00
14	Rory Sloane	8	2.88
15	Taylor Walker	11	2.82
16	David MacKay	7	2.71
17	Brodie Smith	12	2.58
18	Reilly O'Brien	13	2.54
19	Brad Crouch	8	2.50
20	Darcy Fogarty	6	2.33
21	Andrew McPherson	6	2.17
22	Ned McHenry	8	2.12

SOUTH AUSTRALIA'S PREMIER SPORTS MEDIA COMPANY

- Magazines • Live Broadcasting
- Videoing of Live Sporting events
- Internet TV and Radio • Publishing

STRALIA SPORTS.COM and HOSIE MEDIA
Phone 0404 846 412 www.straliasports.com

2020 ADELAIDE CROWS - CLEARANCES PER GAME LEADERS

Rank	Name	Games	Average
1	Brad Crouch	8	4.62
2	Matt Crouch	12	4.42
3	Rory Sloane	8	3.50
4	Ben Keays	12	3.25
5	Rory Laird	13	2.46
6	Reilly O'Brien	13	1.77
7	Myles Pohlke	4	1.75
8	Chayce Jones	11	1.45
9	Paul Seedsman	9	1.33
10	Harry Schoenberg	4	1.25
11	Tom Lynch	11	1.09
12	Brodie Smith	12	1.00
13	Ned McHenry	8	0.75
13	Lachlan Sholl	4	0.75
15	Tyson Stengle	8	0.62
16	Ben Crocker	7	0.57
16	David MacKay	7	0.57
18	Billy Frampton	4	0.50
19	Taylor Walker	11	0.45

Get your **FREE** copy of the **SA Footballer** emailed to you each week

Click here to SUBSCRIBE FOR FREE

RayWhite

BAROSSA VALLEY | TWO WELLS

1 Lyndoch Valley Road
Lyndoch, SA 5351
+61 (8) 7523 3355
raywhitebarossavalley.com.au

Situated in Lyndoch, in the heart of the Barossa Valley, we service a large and diverse area from the Barossa Valley all the way through to Two Wells.

Ray White Barossa Valley/Two Wells is a new establishment providing local experienced staff, giving us an intimate knowledge of our area and excellent local profile.



ADELAIDE CROWS IN 2020

2020 ADELAIDE CROWS - CONTESTED POSSESSIONS PER GAME LEADERS

Rank	Name	Games	Average
1	Brad Crouch	8	10.38
2	Matt Crouch	12	9.75
3	Rory Sloane	8	8.62
4	Rory Laird	13	7.54
5	Reilly O'Brien	13	7.46
6	Ben Keays	12	7.00
7	Harry Schoenberg	4	5.25
7	Myles Pohlke	4	5.25
9	Tom Lynch	11	5.18
10	Chayce Jones	11	4.91
11	Tom Doedee	9	4.89
12	Tyson Stengle	8	4.75
13	Andrew McPherson	6	4.67
14	Elliott Himmelberg	7	4.57
15	Lachlan Murphy	10	4.50
16	Paul Seedsman	9	4.33
17	Brodie Smith	12	4.25
18	Taylor Walker	11	4.18
19	Darcy Fogarty	6	4.17
20	David MacKay	7	4.14
21	Ned McHenry	8	4.12
22	Shane McAdam	9	4.11

SOUTH AUSTRALIA'S PREMIER SPORTS MEDIA COMPANY

- Magazines • Live Broadcasting
- Videoring of Live Sporting events
- Internet TV and Radio • Publishing

STRALIA SPORTS.COM and HOSIE MEDIA
Phone 0404 846 412 www.straliasports.com

2020 ADELAIDE CROWS - METRES GAINED PER GAME LEADERS

Rank	Name	Games	Average
1	Brodie Smith	12	472.58
2	Paul Seedsman	9	319.56
3	Tom Lynch	11	297.27
4	Rory Laird	13	287.00
5	Luke Brown	13	259.77
6	Matt Crouch	12	255.42
7	Rory Sloane	8	253.12
8	Brad Crouch	8	244.00
9	David MacKay	7	239.14
10	Ben Keays	12	224.58
11	Tom Doedee	9	222.67
12	Myles Pohlke	4	186.50
13	Lachlan Sholl	4	175.50
14	Ben Crocker	7	168.14
15	Taylor Walker	11	161.18
16	Daniel Talia	11	159.82
17	Andrew McPherson	6	157.83
18	Rory Atkins	4	149.50
19	Kyle Hartigan	8	148.12

Get your **FREE**
copy of the
SA Footballer
emailed to you
each week

**Click here to
SUBSCRIBE
FOR FREE**



**SOUTHERN
TROPHIES**

**REWARDS
INTERNATIONAL**

rewardsinternational.com.au

Excellence in Recognition

ADELAIDE CROWS IN 2020

2020 ADELAIDE CROWS - EFFECTIVE DISPOSALS % PER GAME LEADERS

Rank	Name	Games	Average
1	Luke Brown	13	87.35
2	Lachlan Sholl	4	82.93
3	Tom Doedee	9	82.21
4	Kyle Hartigan	8	79.50
5	David MacKay	7	78.80
6	Jake Kelly	11	78.53
7	Daniel Talia	11	77.78
8	Will Hamill	8	75.06
9	Rory Sloane	8	74.62
10	Rory Laird	13	74.01
11	Andrew McPherson	6	73.95
12	Paul Seedsman	9	72.25
13	Ben Keays	12	72.24
14	Darcy Fogarty	6	70.72
15	Matt Crouch	12	70.10
16	Brodie Smith	12	69.86
17	Lachlan Murphy	10	68.89
18	Tom Lynch	11	68.75
19	Ben Crocker	7	67.30
20	Chayce Jones	11	67.11
21	Shane McAdam	9	66.18
22	Myles Pohlke	4	65.22

SOUTH AUSTRALIA'S PREMIER SPORTS MEDIA COMPANY

- Magazines • Live Broadcasting
- Videoing of Live Sporting events
- Internet TV and Radio • Publishing

STRALIA SPORTS.COM and HOSIE MEDIA
Phone 0404 846 412 www.straliasports.com

2020 ADELAIDE CROWS - DISPOSALS PER GAME LEADERS

Rank	Name	Games	Average
1	Matt Crouch	12	25.08
2	Rory Laird	13	21.62
3	Brad Crouch	8	20.25
4	Brodie Smith	12	17.42
5	Paul Seedsman	9	16.00
5	Tom Lynch	11	16.00
7	Ben Keays	12	15.92
8	Rory Sloane	8	15.25
9	David MacKay	7	14.86
10	Tom Doedee	9	14.33
11	Reilly O'Brien	13	13.15
12	Andrew McPherson	6	12.17
13	Luke Brown	13	11.54
14	Myles Pohlke	4	11.50
15	Harry Schoenberg	4	10.75
16	Lachlan Sholl	4	10.25
17	Tyson Stengle	8	9.62
18	Rory Atkins	4	9.25
18	Ned McHenry	8	9.25

Get your **FREE** copy of the **SA Footballer** emailed to you each week

Click here to SUBSCRIBE FOR FREE



San Marco Pizzeria specialize in a traditional thin and crispy crust pizza base with fresh gourmet toppings sure to please everyone. Gluten free available.

193 Payneham Road, St Peters, SA 5069

Website: sanmarcopizzeria.wixsite.com/sanmarcopizzeria

Phone: 8362 1118

ADELAIDE CROWS IN 2020

2020 ADELAIDE CROWS - KICKS PER GAME LEADERS

Rank	Name	Games	Average
1	Brodie Smith	12	13.08
2	Brad Crouch	8	11.12
3	Rory Laird	13	10.85
4	Tom Lynch	11	10.55
5	Matt Crouch	12	10.17
6	Ben Keays	12	9.00
7	Paul Seedsman	9	8.78
8	Tom Doedee	9	8.33
9	Luke Brown	13	8.31
10	Rory Sloane	8	7.25
11	David MacKay	7	6.57
12	Myles Pohlke	4	6.50
12	Lachlan Sholl	4	6.50
14	Daniel Talia	11	6.45
15	Ben Crocker	7	6.43
16	Andrew McPherson	6	5.83
17	Jake Kelly	11	5.73
18	Kyle Hartigan	8	5.50
19	Reilly O'Brien	13	5.46
20	Shane McAdam	9	5.44
21	Tyson Stengle	8	5.25
22	Taylor Walker	11	5.00
22	Elliott Himmelberg	7	5.00
22	Rory Atkins	4	5.00
25	Billy Frampton	4	4.75
26	Chayce Jones	11	4.55
27	Lachlan Murphy	10	4.30

SOUTH AUSTRALIA'S PREMIER SPORTS MEDIA COMPANY

- Magazines • Live Broadcasting
- Videoining of Live Sporting events
- Internet TV and Radio • Publishing

STRALIA SPORTS.COM and HOSIE MEDIA
Phone 0404 846 412 www.straliasports.com

2020 ADELAIDE CROWS - GOALS PER GAME LEADERS

Rank	Name	Games	Average
1	Taylor Walker	11	1.00
1	Billy Frampton	4	1.00
3	Shane McAdam	9	0.78
4	Tyson Stengle	8	0.75
5	Elliott Himmelberg	7	0.71
6	Darcy Fogarty	6	0.67
7	Lachlan Murphy	10	0.60
8	Ben Crocker	7	0.57
9	Rory Atkins	4	0.50
9	Myles Pohlke	4	0.50
9	Rory Sloane	8	0.50
12	Tom Lynch	11	0.45
13	Paul Seedsman	9	0.44

Get your **FREE**
copy of the
SA Footballer
emailed to you
each week

Click here to
SUBSCRIBE
FOR FREE

We pay you or your Club **CASH** for cans, bottles and scrap metal!

9 CONVENIENT LOCATIONS

We can collect from your club

Profits support Scouts SA

src@scoutrecycling.com.au

8285 8500



Scout Recycling Centre

ADELAIDE CROWS IN 2020

2020 ADELAIDE CROWS - AFL FANTASY SCORE PER GAME LEADERS

Rank	Name	Games	Average
1	Matt Crouch	12	84.83
2	Reilly O'Brien	13	83.15
3	Rory Laird	13	77.85
4	Brodie Smith	12	70.83
5	Brad Crouch	8	70.25
6	Paul Seedsman	9	63.56
7	Ben Keays	12	62.17
8	Tom Lynch	11	59.73
9	Tom Doedee	9	59.00
10	Rory Sloane	8	57.12
11	Myles Pohlke	4	53.00
12	David MacKay	7	50.43
13	Andrew McPherson	6	46.67
14	Ben Crocker	7	46.00
15	Shane McAdam	9	45.89
16	Luke Brown	13	45.77
17	Lachlan Murphy	10	44.90
18	Elliott Himmelberg	7	44.43
19	Billy Frampton	4	41.50
20	Jake Kelly	11	39.64
21	Daniel Talia	11	38.36
22	Tyson Stengle	8	38.12
23	Ned McHenry	8	37.50

SOUTH AUSTRALIA'S PREMIER SPORTS MEDIA COMPANY

- Magazines • Live Broadcasting
- Videoing of Live Sporting events
- Internet TV and Radio • Publishing

STRALIA SPORTS.COM and HOSIE MEDIA
Phone 0404 846 412 www.straliasports.com

2020 ADELAIDE CROWS - SUPERCOACH SCORE PER GAME LEADERS

Rank	Name	Games	Average
1	Matt Crouch	12	105.00
2	Reilly O'Brien	13	102.31
3	Rory Laird	13	101.46
4	Rory Sloane	8	87.00
5	Tom Doedee	9	85.22
6	Brad Crouch	8	82.12
7	Brodie Smith	12	81.25
8	Paul Seedsman	9	80.00
9	Ben Keays	12	78.75
10	David MacKay	7	71.29
11	Tom Lynch	11	71.27
12	Daniel Talia	11	70.00
13	Andrew McPherson	6	66.17
14	Luke Brown	13	65.08
15	Myles Pohlke	4	63.00
16	Lachlan Murphy	10	60.80
17	Kyle Hartigan	8	57.62
18	Shane McAdam	9	57.56
19	Taylor Walker	11	55.18

Get your **FREE** copy of the **SA Footballer** emailed to you each week

Click here to SUBSCRIBE FOR FREE

SHINY BRIGHT

OUR LAUNDRY SERVICES

- IRONING SERVICES
- WASH DRY & FOLD SERVICES
- DRY CLEANING
- ALTERATION
- PICK UP & DELIVERY SERVICES

OUR LOCATION

SHOP 3,
476 PORTRUSH ROAD,
LINDEN PARK,
5065, SA

get in touch
0415 087 298
aseesdeep@gmail.com



SERVICING AUSTRALIAN CLUBS SINCE 1974!



AESS

Australian Embroidery
Screen Print &
Sublimation

AUSTRALIAN MADE AUSTRALIAN OWNED



MATCH APPAREL, TEAM MERCHANDISE



TROPHIES & CUSTOM MEDALLIONS



STUBBYS

ONLINE

CUSTOM DESIGN STUBBY HOLDERS



THE CREW

ADAM KNIGHT

0405 607 844 | 08 7132 0061
aknight@sportscentre.com.au

CHRIS SWANSON

0429 770 102 | 08 7132 0024
cswanson@sportscentre.com.au

TONI SHANNON

0429 882 731 | 08 7132 0025
toni@sportscentre.com.au

VICKI RENSHAW

0429 641 867 | 08 7132 0027
vicki@sportscentre.com.au

www.sportscentre.com.au

www.etches.com.au

www.australianess.com.au

www.stubbysonline.com

NATURAL

COMFORT + PERFORMANCE

*Live Life
Feet First!*



NATURAL FIT

Wide toe boxes let your toes spread and relax, with a **"Xero-drop,"** non-elevated heel for proper posture.



NATURAL FEEL

Low to the ground for balance and agility with a **just-right combination** of protection and ground feel.



NATURAL MOTION

Our patented FeelTrue soles let your feet bend and flex naturally, and we backed by our **5,000-mile sole warranty.**

XEROSHOES[®]
www.xeros.com.au

PORT ADELAIDE IN 2020

ALL THE STATISTICS FOR EVERY PORT ADELAIDE PLAYER ON THE LIST IN 2020

No	Player Name	Games	Age	DOB	Height	Weight	Position
1	Jonas, Thomas	145	29yr 6mth	9 Jan 1991	188cm	89kg	Defender
2	Powell-Pepper, Sam	63	22yr 6mth	8 Jan 1998	187cm	91kg	Midfield Forward
3	Burton, Ryan	66	23yr 5mth	31 Jan 1997	191cm	90kg	Defender
4	Marshall, Todd	26	21yr 9mth	8 Oct 1998	198cm	87kg	Forward
5	Houston, Dan	66	23yr 2mth	12 May 1997	186cm	83kg	Defender Midfield
6	Motlop, Steven	176	29yr 4mth	12 Mar 1991	183cm	76kg	Forward
7	Ebert, Brad	252	30yr 3mth	2 Apr 1990	189cm	90kg	Forward
8	Hartlett, Hamish	170	29yr 11mth	14 Aug 1990	185cm	83kg	Defender
9	Gray, Robbie	224	32yr 3mth	30 Mar 1988	183cm	84kg	Midfield Forward
10	Boak, Travis	270	31yr 11mth	1 Aug 1988	183cm	85kg	Midfield
11	Rockliff, Tom	195	30yr 4mth	22 Feb 1990	185cm	85kg	Midfield
12	McKenzie, Trent	114	28yr 3mth	3 Apr 1992	191cm	83kg	Defender
13	Buzza, Wylie	9	24yr 4mth	2 Mar 1996	199cm	103kg	Forward
14	Bergman, Miles	0	18yr 8mth	18 Oct 2001	186cm	75kg	Forward
15	Amon, Karl	65	24yr 10mth	19 Aug 1995	181cm	71kg	Midfield
16	Wines, Oliver	145	25yr 9mth	7 Oct 1994	187cm	89kg	Midfield
17	Clurey, Tom	87	26yr 3mth	23 Mar 1994	193cm	88kg	Defender
18	Butters, Zak	25	19yr 10mth	8 Sep 2000	181cm	71kg	Forward
19	Georgiades, Mitch	1	18yr 9mth	28 Sep 2001	191cm	78kg	Forward
20	Rozee, Connor	28	20yr 5mth	22 Jan 2000	185cm	74kg	Forward
21	Duursma, Xavier	23	20yr	7 Jul 2000	186cm	73kg	Midfield
22	Dixon, Charlie	140	29yr 9mth	23 Sep 1990	200cm	105kg	Forward
23	Watts, Jack	174	29yr 3mth	26 Mar 1991	196cm	88kg	Defender
24	Farrell, Kane	15	21yr 3mth	17 Mar 1999	182cm	74kg	Forward
25	Hayes, Sam	0	21yr 1mth	9 Jun 1999	203cm	93kg	Ruck
26	Bonner, Riley	46	23yr 4mth	7 Mar 1997	190cm	85kg	Defender
27	Garner, Joel	4	21yr 1mth	21 May 1999	184cm	83kg	Defender
28	Drew, Willem	10	21yr 9mth	1 Oct 1998	188cm	78kg	Midfield
29	Lycett, Scott	99	27yr 9mth	26 Sep 1992	203cm	98kg	Ruck
30	Atley, Joe	4	21yr 11mth	4 Aug 1998	186cm	84kg	Midfield
31	Burgoyne, Trent R	0	18yr 9mth	2 Oct 2001	177cm	70kg	Forward
32	Mayes, Sam	101	26yr 1mth	20 May 1994	187cm	84kg	Midfield
33	Byrne-Jones, Darcy	92	24yr 9mth	20 Sep 1995	181cm	75kg	Defender
34	Williams, Dylan	0	19yr	1 Jul 2001	185cm	79kg	Midfield Forward
36	Woodcock, Boyd R	0	20yr 4mth	5 Mar 2000	179cm	76kg	Forward
37	Patmore, Jake	0	21yr 5mth	29 Jan 1999	181cm	72kg	Midfield Forward
38	Ladhams, Peter	5	22yr 6mth	14 Jan 1998	202cm	95kg	Forward Ruck
39	Westhoff, Justin	274	33yr 9mth	1 Oct 1986	199cm	96kg	Midfield Forward
40	Lienert, Jarrod	14	25yr 11mth	5 Aug 1994	195cm	88kg	Defender
41	Grundy, Riley R	0	19yr 11mth	28 Jul 2000	194cm	86kg	Defender
44	Mead, Jackson	0	18yr 9mth	30 Sep 2001	184cm	83kg	Midfield
45	Frederick, Martin	0	20yr 1mth	17 May 2000	178cm	74kg	Defender
47	Cox, Tobin	0	20yr 11mth	15 Jul 1999	181cm	73kg	Forward
48	Pasini, Jake R	0	19yr 5mth	6 Feb 2001	192cm	81kg	Defender
50	Sutcliffe, Cameron	110	28yr 1mth	23 May 1992	186cm	88kg	Forward

Fully immersive, active experiences
throughout Europe.

Cycling Tours | Walking Tours | Bike & Barge
Exploring & Culture Tours | Self-Guided

SLOW TOURS

info@slowlights.com | slowlights.com



PORT ADELAIDE IN 2020

2020 PORT ADELAIDE - TACKLES PER GAME LEADERS

Rank	Name	Games	Average
1	Tom Rockliff	10	6.40
2	Sam Powell-Pepper	13	4.00
2	Travis Boak	13	4.00
4	Oliver Wines	11	3.91
5	Brad Ebert	9	3.89
6	Dan Houston	12	3.08
7	Todd Marshall	8	3.00
8	Scott Lycett	9	2.89
9	Hamish Hartlett	13	2.85
10	Sam Mayes	6	2.83
11	Connor Rozee	10	2.80
12	Kane Farrell	9	2.78
13	Robbie Gray	13	2.69
14	Karl Amon	13	2.62
15	Zak Butters	13	2.54
16	Peter Ladhams	6	2.33
16	Xavier Duursma	9	2.33
18	Mitch Georgiades	7	2.00
19	Justin Westhoff	11	1.91
20	Boyd Woodcock	4	1.75
21	Darcy Byrne-Jones	13	1.69
22	Thomas Jonas	13	1.62

SOUTH AUSTRALIA'S PREMIER SPORTS MEDIA COMPANY

- Magazines • Live Broadcasting
- Videoring of Live Sporting events
- Internet TV and Radio • Publishing

STRALIA SPORTS.COM and HOSIE MEDIA
Phone 0404 846 412 www.straliasports.com

2020 PORT ADELAIDE - EFFECTIVE DISPOSALS PER GAME LEADERS

Rank	Name	Games	Average
1	Travis Boak	13	15.00
2	Tom Rockliff	10	14.50
3	Oliver Wines	11	14.09
4	Ryan Burton	4	13.00
5	Dan Houston	12	12.25
6	Peter Ladhams	6	12.17
7	Darcy Byrne-Jones	13	11.62
8	Zak Butters	13	11.46
9	Hamish Hartlett	13	11.38
10	Karl Amon	13	11.31
11	Jarrod Lienert	4	11.25
12	Robbie Gray	13	10.69
13	Sam Mayes	6	10.67
14	Riley Bonner	6	10.00
15	Sam Powell-Pepper	13	9.92
16	Trent McKenzie	11	9.36
17	Brad Ebert	9	9.11
18	Thomas Jonas	13	8.92
19	Xavier Duursma	9	8.89

Get your **FREE** copy of the **SA Footballer** emailed to you each week

Click here to SUBSCRIBE FOR FREE

STEVEN CLAY

0406 385 853

✉ admin@snagwagon.com.au

🌐 snagwagon.com.au

📘 FIND US ON FACEBOOK

fb.me/snagwagon



Snag WAGON

AUSTRALIA'S FAVOURITE SNAGS ON THE GO

SMOKO / LUNCH
CONSTRUCTION SITES
SPORTS EVENTS
PRIVATE FUNCTIONS
HIRE THE WAGON

PORT ADELAIDE IN 2020

2020 PORT ADELAIDE - SCORE INVOLVEMENTS PER GAME LEADERS

Rank	Name	Games	Average
1	Travis Boak	13	5.54
2	Charlie Dixon	12	5.42
3	Zak Butters	13	5.23
4	Robbie Gray	13	5.08
5	Brad Ebert	9	4.78
6	Connor Rozee	10	4.40
7	Boyd Woodcock	4	4.25
8	Oliver Wines	11	4.18
9	Todd Marshall	8	4.00
9	Scott Lycett	9	4.00
11	Karl Amon	13	3.85
12	Kane Farrell	9	3.78
13	Mitch Georgiades	7	3.71
14	Steven Motlop	9	3.67
15	Sam Powell-Pepper	13	3.38
16	Peter Ladhams	6	3.33
17	Tom Rockliff	10	3.30
18	Ryan Burton	4	3.25
19	Justin Westhoff	11	3.18
20	Xavier Duursma	9	3.00
21	Hamish Hartlett	13	2.92
22	Sam Mayes	6	2.83

SOUTH AUSTRALIA'S PREMIER SPORTS MEDIA COMPANY

- Magazines • Live Broadcasting
- Videoing of Live Sporting events
- Internet TV and Radio • Publishing

STRALIA SPORTS.COM and HOSIE MEDIA
Phone 0404 846 412 www.straliasports.com

2020 PORT ADELAIDE - CLEARANCES PER GAME LEADERS

Rank	Name	Games	Average
1	Travis Boak	13	5.15
2	Oliver Wines	11	4.64
3	Scott Lycett	9	3.78
4	Tom Rockliff	10	3.50
5	Peter Ladhams	6	2.67
6	Darcy Byrne-Jones	13	2.38
6	Sam Powell-Pepper	13	2.38
8	Robbie Gray	13	1.85
9	Dan Houston	12	1.75
10	Connor Rozee	10	1.60
11	Zak Butters	13	1.54
12	Karl Amon	13	1.38
13	Hamish Hartlett	13	0.92
14	Brad Ebert	9	0.78
15	Ryan Burton	4	0.75
16	Justin Westhoff	11	0.73
17	Sam Mayes	6	0.67
17	Charlie Dixon	12	0.67
17	Riley Bonner	6	0.67

Get your **FREE** copy of the **SA Footballer** emailed to you each week

Click here to SUBSCRIBE FOR FREE



Rimek Pty Ltd Trading as
Stockowners Shearing Australia
ACN 092 378 482 ABN 43 092 378 482
25 Lindsay Road, Lonsdale SA 5160
PH (08) 8321 9155
www.stockowners.com.au
Email: info@stockowners.com.au

Lister SuperShear **Dominator** MOFFAT-VIRTUE
WOOL PRESS **WIDEGRIND**

ALL SHEARING NEEDS FOR FARMERS AND SHEARERS



Rick 0427 837 310

PORT ADELAIDE IN 2020

2020 PORT ADELAIDE - CONTESTED POSSESSIONS PER GAME LEADERS

Rank	Name	Games	Average
1	Oliver Wines	11	10.64
2	Travis Boak	13	9.92
3	Peter Ladhams	6	9.17
4	Tom Rockliff	10	8.30
5	Scott Lycett	9	7.11
6	Sam Powell-Pepper	13	6.92
7	Darcy Byrne-Jones	13	6.85
8	Zak Butters	13	6.77
9	Charlie Dixon	12	6.75
10	Robbie Gray	13	6.69
11	Brad Ebert	9	6.22
12	Dan Houston	12	5.92
13	Connor Rozee	10	5.60
14	Xavier Duursma	9	4.67
15	Todd Marshall	8	4.62
16	Thomas Jonas	13	4.54
16	Hamish Hartlett	13	4.54
18	Ryan Burton	4	4.50
19	Karl Amon	13	4.31
20	Mitch Georgiades	7	4.29
21	Justin Westhoff	11	4.27
22	Boyd Woodcock	4	4.25

SOUTH AUSTRALIA'S PREMIER SPORTS MEDIA COMPANY

- Magazines • Live Broadcasting
- Videoing of Live Sporting events
- Internet TV and Radio • Publishing

STRALIA SPORTS.COM and HOSIE MEDIA
Phone 0404 846 412 www.straliasports.com

2020 PORT ADELAIDE - METRES GAINED PER GAME LEADERS

Rank	Name	Games	Average
1	Karl Amon	13	337.62
2	Jarrod Lienert	4	331.25
3	Dan Houston	12	315.08
4	Trent McKenzie	11	311.09
5	Travis Boak	13	307.08
6	Sam Mayes	6	298.67
7	Riley Bonner	6	277.50
8	Ryan Burton	4	277.25
9	Darcy Byrne-Jones	13	262.62
10	Oliver Wines	11	257.55
11	Sam Powell-Pepper	13	246.69
12	Hamish Hartlett	13	245.69
13	Brad Ebert	9	236.22
14	Tom Rockliff	10	210.40
15	Boyd Woodcock	4	193.75
16	Xavier Duursma	9	191.89
17	Connor Rozee	10	181.60
18	Kane Farrell	9	180.78
19	Todd Marshall	8	176.88

Get your **FREE**
copy of the
SA Footballer
emailed to you
each week

Click here to
SUBSCRIBE
FOR FREE

**The Barossa's
only All Day
Dining Venue**

Vine Inn
BAROSSA
Community Hotel

14-22 Murray Street,
Nuriootpa, South Australia
Phone: 08 8562 213
Email:
reservations@vineinn.com.au
Website: vineinn.com.au

PORT ADELAIDE IN 2020

2020 PORT ADELAIDE - EFFECTIVE DISPOSALS % PER GAME LEADERS

Rank	Name	Games	Average
1	Jarrod Lienert	4	88.24
2	Tom Clurey	13	82.17
3	Hamish Hartlett	13	80.42
4	Trent McKenzie	11	80.41
5	Thomas Jonas	13	79.43
6	Sam Mayes	6	78.05
7	Ryan Burton	4	77.61
8	Steven Motlop	9	77.27
9	Riley Bonner	6	76.92
10	Zak Butters	13	76.40
11	Peter Ladhams	6	76.06
12	Justin Westhoff	11	75.05
13	Xavier Duursma	9	73.41
14	Dan Houston	12	72.79
15	Boyd Woodcock	4	72.73
16	Robbie Gray	13	72.38
17	Karl Amon	13	70.69
18	Oliver Wines	11	70.45
19	Tom Rockliff	10	69.71
20	Darcy Byrne-Jones	13	68.96
21	Kane Farrell	9	68.15
22	Connor Rozee	10	67.69

SOUTH AUSTRALIA'S PREMIER SPORTS MEDIA COMPANY

- Magazines • Live Broadcasting
- Videoing of Live Sporting events
- Internet TV and Radio • Publishing

STRALIA SPORTS.COM and HOSIE MEDIA
Phone 0404 846 412 www.straliasports.com

2020 PORT ADELAIDE - DISPOSALS PER GAME LEADERS

Rank	Name	Games	Average
1	Travis Boak	13	22.54
2	Tom Rockliff	10	20.80
3	Oliver Wines	11	20.00
4	Darcy Byrne-Jones	13	16.85
5	Dan Houston	12	16.83
6	Ryan Burton	4	16.75
7	Peter Ladhams	6	16.00
7	Karl Amon	13	16.00
9	Zak Butters	13	15.00
10	Robbie Gray	13	14.77
10	Sam Powell-Pepper	13	14.77
12	Brad Ebert	9	14.56
13	Hamish Hartlett	13	14.15
14	Sam Mayes	6	13.67
15	Riley Bonner	6	13.00
15	Connor Rozee	10	13.00
17	Jarrod Lienert	4	12.75
18	Xavier Duursma	9	12.11
19	Trent McKenzie	11	11.64

Get your **FREE** copy of the **SA Footballer** emailed to you each week

Click here to SUBSCRIBE FOR FREE

TALK TO US
PHONE 08 8658 9076
info@almertastation.com.au
www.almertastation.com.au

Almerta Station
**OUR FARM
YOUR
EXPERIENCE**

SHEARERS QUARTERS ACCOMMODATION
AND
PRIVATE BUSH CAMPSITES



PORT ADELAIDE IN 2020

2020 PORT ADELAIDE - KICKS PER GAME LEADERS

Rank	Name	Games	Average
1	Ryan Burton	4	12.25
2	Dan Houston	12	11.42
3	Travis Boak	13	11.00
4	Karl Amon	13	10.77
5	Tom Rockliff	10	10.50
6	Darcy Byrne-Jones	13	10.38
7	Trent McKenzie	11	10.36
8	Riley Bonner	6	10.33
9	Brad Ebert	9	9.67
10	Jarrod Lienert	4	9.25
11	Hamish Hartlett	13	9.00
12	Oliver Wines	11	8.64
13	Sam Mayes	6	8.33
14	Tom Clurey	13	8.31
15	Zak Butters	13	8.00
16	Thomas Jonas	13	7.46
17	Xavier Duursma	9	7.44
18	Connor Rozee	10	7.40
19	Todd Marshall	8	7.12
20	Sam Powell-Pepper	13	7.08
21	Peter Ladhams	6	6.67
22	Justin Westhoff	11	6.64
23	Boyd Woodcock	4	6.25
24	Robbie Gray	13	6.23
25	Charlie Dixon	12	6.17

SOUTH AUSTRALIA'S PREMIER SPORTS MEDIA COMPANY

- Magazines • Live Broadcasting
- Videoring of Live Sporting events
- Internet TV and Radio • Publishing

STRALIA SPORTS.COM and HOSIE MEDIA
Phone 0404 846 412 www.straliasports.com

2020 PORT ADELAIDE - GOALS PER GAME LEADERS

Rank	Name	Games	Average
1	Charlie Dixon	12	1.92
2	Mitch Georgiades	7	1.14
3	Todd Marshall	8	1.12
4	Robbie Gray	13	0.85
5	Justin Westhoff	11	0.82
6	Boyd Woodcock	4	0.75
7	Zak Butters	13	0.69
8	Steven Motlop	9	0.67
8	Kane Farrell	9	0.67
8	Brad Ebert	9	0.67
11	Peter Ladhams	6	0.50
11	Connor Rozee	10	0.50
13	Xavier Duursma	9	0.44
14	Travis Boak	13	0.38
15	Oliver Wines	11	0.36
16	Sam Powell-Pepper	13	0.31

Get your **FREE** copy of the **SA Footballer** emailed to you each week

Click here to SUBSCRIBE FOR FREE

Honouring Lives

Blackwell Funerals is dedicated to supporting you at your time of need by offering personalised funeral options.

Our funeral directors are with you every step of the way, listening, keeping you informed and guiding you through the process to honour the life of your loved one.

 **Blackwell Funerals**
Honouring Lives

1300 662 172
blackwellfunerals.com.au



PORT ADELAIDE IN 2020

2020 PORT ADELAIDE - AFL FANTASY SCORE PER GAME LEADERS

Rank	Name	Games	Average
1	Tom Rockliff	10	85.30
2	Travis Boak	13	83.23
3	Peter Ladhams	6	71.67
3	Brad Ebert	9	71.67
5	Oliver Wines	11	71.55
6	Dan Houston	12	68.50
7	Scott Lycett	9	68.22
8	Karl Amon	13	64.46
9	Ryan Burton	4	63.25
10	Zak Butters	13	62.31
11	Darcy Byrne-Jones	13	60.46
12	Hamish Hartlett	13	59.31
13	Sam Powell-Pepper	13	58.62
14	Sam Mayes	6	57.67
15	Charlie Dixon	12	57.25
16	Robbie Gray	13	55.62
17	Todd Marshall	8	55.50
18	Xavier Duursma	9	54.22
19	Justin Westhoff	11	54.09
20	Connor Rozee	10	53.70
21	Trent McKenzie	11	50.18
22	Tom Clurey	13	47.62

SOUTH AUSTRALIA'S PREMIER SPORTS MEDIA COMPANY

- Magazines • Live Broadcasting
- Videoing of Live Sporting events
- Internet TV and Radio • Publishing

STRALIA SPORTS.COM and HOSIE MEDIA
Phone 0404 846 412 www.straliasports.com

2020 PORT ADELAIDE - SUPERCOACH SCORE PER GAME LEADERS

Rank	Name	Games	Average
1	Travis Boak	13	106.62
2	Oliver Wines	11	102.36
3	Scott Lycett	9	98.89
4	Tom Rockliff	10	97.80
5	Peter Ladhams	6	96.83
6	Brad Ebert	9	90.11
7	Charlie Dixon	12	88.67
8	Zak Butters	13	86.46
9	Dan Houston	12	86.17
10	Robbie Gray	13	83.92
11	Hamish Hartlett	13	81.00
12	Todd Marshall	8	80.62
13	Karl Amon	13	79.69
14	Darcy Byrne-Jones	13	78.69
15	Ryan Burton	4	76.50
16	Thomas Jonas	13	75.15
17	Sam Powell-Pepper	13	74.92
18	Sam Mayes	6	70.83
19	Justin Westhoff	11	70.73

Get your **FREE** copy of the **SA Footballer** emailed to you each week

Click here to SUBSCRIBE FOR FREE



Café di Roma

116a Prospect Road Prospect,
South Australia 5082
+61 8 8342 6040
cafediromaprospect@gmail.com



**Sporting, Community, Business,
Networking Groups
Struggling to Find Sponsorship?
Need More Sponsorship Funding?
Need More Exposure?**



BBX Offer You Solutions!

BBX is a solutions provider that helps businesses manage cash flow and gain new customers. Established in 1993, we are a B2B community builder with a focus on the customer experience using digital credits as settlements for trade transactions. BBX acts as a third party record keeper for the trusted digital credit known as the BBX Trade Credit. Its members use the trade credit to settle transactions on the platform.

Sponsorship packages available within the BBX network.

Community Sponsorships

BBX can help you build your community group by extending opportunity and connection. To See how BBX can help you and your club/group/foundation, or want to hear more about what we do. Visit Our Website.

Rise Above The Competition

operates in 12 countries with over 6,000 members in Australia and 25,000+ businesses globally.

- Guaranteed new customers
- Access to marketing support
- Interest FREE line of credit
- Monetise spare capacity in your business
- Embrace technologies
- Trade digitally & globally



Connect Your Community Group With BBX Today!

- | | |
|---|--|
| <input checked="" type="checkbox"/> Fund Sponsorship Days | <input checked="" type="checkbox"/> Create Advertising Opportunities |
| <input checked="" type="checkbox"/> Offset Administration Costs | <input checked="" type="checkbox"/> Generate Promotional Activity |
| <input checked="" type="checkbox"/> Create Funds For Marketing | <input checked="" type="checkbox"/> Use BBX To Purchase Items |
| <input checked="" type="checkbox"/> Register Your Community Network | <input checked="" type="checkbox"/> Reward Cash Sponsors |



www.bbxworld.com | info@bbxworld.com
08 8333 1082





Brenton *Painting & Decoration*



Versatile Painting
Business with over
40 years
experience in
Northern
Queensland and
Adelaide.



Able to handle
challenges and will do
interior, exterior,
garages, fences and
now specialise in older
home renovations.

Im an innovative and very experienced painter and plasterer. Ive been on the job for over **40 years** and am experienced in all facets of painting.

Please call
Brenton to discuss

0426152663

www.brentonspainting.com.au

AFL INFORMATION IN 2020

AFL National Draft held at the end of Season 2020

Round	Pick	Drafted By	Player	Current Team	Games Since Drafted
1	1	Gold Coast	Matt Rowell	Gold Coast	5
1	2	Gold Coast	Noah Anderson	Gold Coast	13
1	3	Melbourne	Luke Jackson	Melbourne	6
1	4	GWS	Lachlan Ash	GWS	9
1	5	Sydney	Dylan Stephens	Sydney	6
1	6	Adelaide	Fischer McAsey	Adelaide	10
1	7	Fremantle	Hayden Young	Fremantle	5
1	8	Fremantle	Caleb Serong	Fremantle	9
1	9	Fremantle	Liam Henry A	Fremantle	1
1	10	GWS	Tom Green A	GWS	4
1	11	Gold Coast	Sam Flanders	Gold Coast	3
1	12	Melbourne	Kysaiah Pickett	Melbourne	10
1	13	Hawthorn	Will Day	Hawthorn	7
1	14	Port Adelaide	Miles Bergman	Port Adelaide	0
1	15	Western Bulldogs	Cody Weightman	Western Bulldogs	3
1	16	Geelong	Cooper Stephens	Geelong	0
1	17	Carlton	Brodie Kemp	Carlton	0
1	18	Port Adelaide	Mitch Georgiades	Port Adelaide	7
1	19	Geelong	Sam De Koning	Geelong	0
1	20	Carlton	Sam Philp	Carlton	2
1	21	Richmond	Thomson Dow	Richmond	0
1	22	Brisbane	Deven Robertson	Brisbane	1
2	23	Port Adelaide	Dylan Williams	Port Adelaide	0
2	24	Adelaide	Harry Schoenberg	Adelaide	4
2	25	Port Adelaide	Jackson Mead F	Port Adelaide	0
2	26	Sydney	Will Gould	Sydney	0
2	27	Gold Coast	Jeremy Sharp	Gold Coast	1
2	28	Adelaide	Josh Worrell	Adelaide	0
2	29	Hawthorn	Finn Maginness F	Hawthorn	0
2	30	Essendon	Harrison Jones	Essendon	0
2	31	North Melbourne	Charlie Comben	North Melbourne	0
2	32	Melbourne	Trent Rivers	Melbourne	4
2	33	Brisbane	Brock Smith	Brisbane	0
2	34	North Melbourne	Jack Mahony	North Melbourne	9
2	35	North Melbourne	Flynn Perez	North Melbourne	0
2	36	Sydney	Elijah Taylor	Sydney	4
2	37	Brisbane	Keidean Coleman A	Brisbane	0
2	38	Essendon	Nick Bryan	Essendon	0
2	39	Sydney	Chad Warner	Sydney	2
2	40	Collingwood	Jay Rantall	Collingwood	0
2	41	Geelong	Francis Evans	Geelong	0
2	42	Adelaide	Ronin O'Connor	Adelaide	0
2	43	Richmond	Noah Cumberland A	Richmond	0
2	44	Richmond	Will Martyn A	Richmond	0
3	45	Collingwood	Trent Bianco	Collingwood	0
3	46	Richmond	Hugo Ralphsmith	Richmond	0



Movie Fundraisers & Club Socials

More seats than any other cinema in Adelaide means you can 'stack the cash' for your Club at your next movie fundraiser. You can also get social with discounted rates for groups of 10 or more.

- »» 750 SEATS
- »» NEW RELEASE MOVIES
- »» LICENSED CANDY BAR
- »» HAIGH'S CHOCOLATES
- »» NEWLY RESTORED
- »» FULLY ACCESSIBLE

Contact 8272 1177 | events@capri.org.au | capri.org.au

C
A
P
R
I

AFL INFORMATION IN 2020

AFL Coaches Records and Statistics

	Coach	Games	Wins	Losses	Draws	Win %
1	Adam Simpson	154	101	52	1	65.6%
2	Alastair Clarkson	363	220	141	2	60.6%
3	Brett Ratten	139	71	67	1	51.1%
4	Chris Fagan	81	36	45	0	44.4%
5	Chris Scott	228	157	69	2	68.9%
6	Damien Hardwick	244	138	103	3	56.6%
7	David Teague	23	12	11	0	52.2%
8	John Longmire	230	143	85	2	62.2%
9	John Worsfold	382	192	187	3	50.3%
10	Justin Longmuir	12	5	7	0	41.7%
11	Ken Hinkley	173	98	75	0	56.6%
12	Leon Cameron	155	85	67	3	54.8%
13	Luke Beveridge	129	71	58	0	55.0%
14	Matthew Nicks	13	0	13	0	0.0%
15	Nathan Buckley	198	109	87	2	55.1%
16	Rhyce Shaw	24	10	14	0	41.7%
17	Simon Goodwin	82	39	43	0	47.6%
18	Stuart Dew	57	11	45	1	19.3%

2020 AFL Attendances

Team	Games	Total	Average
ALL	0	0	0

Get your **FREE** copy of the **SA Footballer** emailed to you each week

Click here to SUBSCRIBE FOR FREE



CENTRAL STATION PHARMACY
4/52-54 HINDLEY STREET, STATION ARCADE, ADELAIDE SA 5000

THE CLOSEST PHARMACY LOCATED TO THE ADELAIDE OVAL
INSIDE THE STATION ARCADE UP THE HALL FROM ADELAIDE
CBD RAILWAY STATION

OPENING HOURS
MON-FRI 7:00AM - 6:30PM
SATURDAY 8:00AM - 4:30PM

WE HAVE A LARGE RANGE OF FIRST AID SUPPLIES

Call us and one of our very friendly staff would be happy to help you

(08) 8231-8834

WE LOVE TO CARE FOR YOU

SUPER COACH RANKINGS

2020 Supercoach Player Rankings for the last round played - TOP 44 PLAYERS

Rank	Player	Team	Current Salary	2020 R13 Salary	2020 R13 Score	*2020 R13 Value
<i>*Values are points scored per \$100,000 salary</i>						
1	Jack Steele	Saints	\$572,000	\$572,000	167	29.2
2	Travis Boak	Power	\$474,600	\$474,600	148	31.2
3	Ben McEvoy	Hawks	\$424,700	\$424,700	147	34.6
3	Dustin Martin	Tigers	\$540,700	\$540,700	147	27.2
5	Nicholas Naitanui	Eagles	\$566,800	\$566,800	146	25.8
6	Jack Martin	Blues	\$436,400	\$436,400	144	33.0
7	Zachary Merrett	Bombers	\$555,100	\$555,100	143	25.8
7	Cameron Guthrie	Cats	\$518,100	\$518,100	143	27.6
9	Luke Ryan	Dockers	\$582,200	\$582,200	142	24.4
10	Jackson Macrae	Bulldogs	\$694,200	\$694,200	141	20.3
10	Will Setterfield	Blues	\$427,800	\$427,800	141	33.0
12	Rhys Stanley	Cats	\$456,900	\$456,900	140	30.6
13	Joshua Kelly	Giants	\$602,000	\$602,000	139	23.1
14	Marc Murphy	Blues	\$392,000	\$392,000	138	35.2
14	Michael Gibbons	Blues	\$348,300	\$348,300	138	39.6
16	Marcus Bontempelli	Bulldogs	\$587,400	\$587,400	135	23.0
17	Mitchell Duncan	Cats	\$533,100	\$533,100	134	25.1
18	Jarrold Berry	Lions	\$456,100	\$456,100	133	29.2
18	Matt Crouch	Crows	\$525,300	\$525,300	133	25.3
20	Jack Lukosius	Suns	\$436,800	\$436,800	132	30.2
20	Tom Mitchell	Hawks	\$600,600	\$600,600	132	22.0
22	Shai Bolton	Tigers	\$430,100	\$430,100	131	30.5
22	David Mundy	Dockers	\$453,700	\$453,700	131	28.9
24	Mitchell Wallis	Bulldogs	\$373,900	\$373,900	130	34.8
24	Jeremy McGovern	Eagles	\$467,900	\$467,900	130	27.8
26	Harris Andrews	Lions	\$439,100	\$439,100	129	29.4
27	Scott Lycett	Power	\$479,700	\$479,700	128	26.7
28	Jake Lloyd	Swans	\$636,900	\$636,900	127	19.9
29	Tom Rockliff	Power	\$500,800	\$500,800	126	25.2
30	Patrick Cripps	Blues	\$524,100	\$524,100	123	23.5
31	Andrew Brayshaw	Dockers	\$562,900	\$562,900	122	21.7
31	Sam Draper	Bombers	\$214,200	\$214,200	122	57.0
33	Rory Laird	Crows	\$555,900	\$555,900	120	21.6
34	Sam Powell-Pepper	Power	\$351,700	\$351,700	119	33.8
35	Jason Johannisen	Bulldogs	\$411,700	\$411,700	118	28.7
36	Thomas Stewart	Cats	\$467,000	\$467,000	117	25.1
37	Jordan Ridley	Bombers	\$505,000	\$505,000	115	22.8
38	Zac Bailey	Lions	\$432,700	\$432,700	114	26.3
38	Zac Fisher	Blues	\$373,000	\$373,000	114	30.6
38	Patrick Dangerfield	Cats	\$554,500	\$554,500	114	20.6
41	Devon Smith	Bombers	\$370,900	\$370,900	113	30.5
41	Jack Steven	Cats	\$369,400	\$369,400	113	30.6
43	Harry Perryman	Giants	\$402,600	\$402,600	112	27.8
44	Edward Curnow	Blues	\$497,900	\$497,900	111	22.3
45	Steven May	Demons	\$432,100	\$432,100	110	25.5



Gawler Arcade - Shop 4b/124 Murray St
Gawler SA 5118

Phone: (08) 8504 7728

Website: christieroberts.com.au

Email: admin@christieroberts.com.au

FANTASY PLAYER RANKINGS

2020 AFL Fantasy Player Rankings for the last round - TOP 44 PLAYERS

Rank	Player	Team	Current Salary	2020 R13 Salary	2020 R13 Score	*2020 R13 Value
<i>Values are points scored per \$100,000 salary</i>						
1	Zachary Merrett	Bombers	\$775,000	\$775,000	125	16.1
2	Matt Crouch	Crows	\$756,000	\$756,000	122	16.1
3	Cameron Guthrie	Cats	\$744,000	\$744,000	120	16.1
4	Travis Boak	Power	\$685,000	\$685,000	119	17.4
5	Jack Steven	Cats	\$604,000	\$604,000	110	18.2
5	Jack Steele	Saints	\$788,000	\$788,000	110	14.0
7	Tom Mitchell	Hawks	\$756,000	\$756,000	108	14.3
7	Mitchell Duncan	Cats	\$777,000	\$777,000	108	13.9
9	Dustin Martin	Tigers	\$683,000	\$683,000	105	15.4
9	Rory Laird	Crows	\$705,000	\$705,000	105	14.9
11	Jackson Macrae	Bulldogs	\$881,000	\$881,000	104	11.8
12	Jake Lloyd	Swans	\$811,000	\$811,000	102	12.6
13	Marcus Bontempelli	Bulldogs	\$725,000	\$725,000	101	13.9
14	Tom Rockliff	Power	\$754,000	\$754,000	100	13.3
15	James Worpel	Hawks	\$675,000	\$675,000	99	14.7
15	Lachlan Hunter	Bulldogs	\$768,000	\$768,000	99	12.9
17	Joshua Kelly	Giants	\$802,000	\$802,000	97	12.1
17	Andrew Brayshaw	Dockers	\$710,000	\$710,000	97	13.7
19	Shai Bolton	Tigers	\$556,000	\$556,000	96	17.3
20	Patrick Cripps	Blues	\$669,000	\$669,000	95	14.2
20	Edward Curnow	Blues	\$678,000	\$678,000	95	14.0
20	Michael Gibbons	Blues	\$471,000	\$471,000	95	20.2
23	Lachie Whitfield	Giants	\$799,000	\$799,000	94	11.8
24	Lachlan Schultz	Dockers	\$401,000	\$401,000	93	23.2
25	Will Setterfield	Blues	\$547,000	\$547,000	92	16.8
26	Sam Menegola	Cats	\$755,000	\$755,000	90	11.9
26	Marc Murphy	Blues	\$561,000	\$561,000	90	16.0
26	Jack Martin	Blues	\$573,000	\$573,000	90	15.7
29	Luke Ryan	Dockers	\$682,000	\$682,000	88	12.9
29	Karl Amon	Power	\$554,000	\$554,000	88	15.9
31	Nicholas Naitanui	Eagles	\$582,000	\$582,000	87	14.9
31	Jake Riccardi	Giants	\$170,000	\$170,000	87	51.2
31	Sam Powell-Pepper	Power	\$529,000	\$529,000	87	16.4
31	Jack Lukosius	Suns	\$564,000	\$564,000	87	15.4
35	Patrick Dangerfield	Cats	\$712,000	\$712,000	86	12.1
36	David Mundy	Dockers	\$590,000	\$590,000	85	14.4
36	Jack Viney	Demons	\$709,000	\$709,000	85	12.0
38	Bailey Williams	Bulldogs	\$610,000	\$610,000	84	13.8
38	Devon Smith	Bombers	\$600,000	\$600,000	84	14.0
38	Ben McEvoy	Hawks	\$447,000	\$447,000	84	18.8
38	Thomas Stewart	Cats	\$623,000	\$623,000	84	13.5
38	Andrew Gaff	Eagles	\$740,000	\$740,000	84	11.4
43	Zac Fisher	Blues	\$494,000	\$494,000	83	16.8
43	Ivan Soldo	Tigers	\$478,000	\$478,000	83	17.4

Cinderella's Since 1990

YOUR FULL SPECTRUM SOLUTION TO FACILITY MANAGEMENT

COMMERCIAL CLEANING • CARPET CLEANING • EXIT/VACATE CLEANING • BOLON CLEANING
WASHROOM CLEANING • WINDOW CLEANING • BUILDERS CLEANING • YARD CLEANING

CONTACT US TODAY FOR A **FREE NO OBLIGATION APPRAISAL!**
WWW.CINDERELLAS.COM.AU

HAZARA BUILDING SERVICES

▶ Mr NASIM QASEMY

SERVICES OFFERED




- 🏠 Building Services
- 🏠 Bathroom Remodelling
- 🏠 Plastering Contractors

0438 804 777

hazarabuildingservices@gmail.com

CROSSWORD - AFL Legends



Playing hardball with
over 35 lenders.

I can find a competitive deal for you.

Tristan Shepherd, Mortgage Broker

M: 0421 660 705

tristan.shepherd@loanmarket.com.au

loanmarket.com.au/tristan-shepherd

Loan Market Pty Ltd | Australian Credit Licence 390222



**Loan
Market™**

CROSSWORD - AFL Legends

All the clues to solve the weekly puzzle

ACROSS

- 2 South Melbourne forward who missed the 1935 Grand Final after being hit by a truck
- 5 You can find a statue of this man outside the Western Oval
- 6 Small rover who made a name for himself in the WAFL, (then WANFL) but won two premierships and a best and fairest with North Melbourne in the '70s
- 7 Winner of the 1978 Brownlow, who won a game after the siren at Princess Park two years prior
- 8 As of November 2015, this man has polled more Brownlow votes than any other player in history
- 12 The hungry tiger who hated to handball
- 14 This rover won 2 premierships with North Melbourne then moved to Fremantle, where he was a 3-time best and fairest winner
- 15 A legendary South Australian footballer, who never played AFL, but represented his state 32 times
- 17 Tied for the 1981 Brownlow with Bernie Quinlan
- 18 5 Time Richmond premiership player, who coached the Tigers to the 1982 Grand Final
- 19 Second to Jack Titus on Richmond's all time goal scorers list
- 21 Nickname of Edward Greeves, winner of the first Brownlow
- 22 This Collingwood forward holds the VFL/AFL Record for the longest sequence of matches in which he scored at least one goal.
- 23 This player can be found in a back pocket in the Sydney/ South Melbourne Team of the Century, who also tasted premiership success at North Melbourne

DOWN

- 1 In 1971, this forward matched Bob Pratt's record of 150 goals in a season
- 2 This Hall of Fame Inductee played just 66 VFL games, but was flown to his first training session in a helicopter
- 3 The first Carlton player to reach 300 games
- 4 This West Australian was the first Australian Rules Footballer to be named a member of the Order of the British Empire
- 8 Captained both St. Kilda and Melbourne in the 60's and 70's. He also won a best and fairest at both clubs
- 9 Captain Blood
- 10 Captained a premiership winning team and the All Australian Team in 1966
- 11 Melbourne wingman, who captained the side from 1981-1987
- 13 This dual Brownlow Medallist spent time at 3 different clubs and can be found on the interchange bench of the VFL/AFL Team of the Century
- 16 The only player to play 150 games or more for two different clubs (Fitzroy and Footscray)
- 19 In 2002, this man was named the greatest Essendon player of all time.
- 20 Triple Brownlow Medallist, who won 2 with St. Kilda and another with Richmond

The Answers - next page



SA Footballer TV Network
LIVE STREAMED 24/7



NEWS AGENCY


news • cards • lotto • gifts

68 Murray Street Gawler,
South Australia 5118

+61 8 8522 1465

gawlernewsagency@gmail.com

CROSSWORD - The Answers



QUIZ ANSWERS

- | | | |
|------------------------|--|------------------------------|
| 1. Gurinder Sandhu | 9. Oliver Anderson | 17. The Refugee Olympic Team |
| 2. Ryan Carters | 10. Perth | 18. Anna Meares |
| 3. Brad Hogg | 11. Australia (Green) | 19. Jacco Verhaeren |
| 4. Cameron White | 12. Ukraine | 20. Three |
| 5. Perth Scorchers | 13. Andy Murray | 21. 16 |
| 6. Ryan Carters | 14. Canadian | 22. Cameron McEvoy |
| 7. Batman and Superman | 15. Serena Williams | 23. Cate Campbell |
| 8. Usman Khawaja | 16. Todd Woodbridge and Mark Woodforde | 24. Emily Seebohm |
| | | 25. John Barnes |



WEEKLY Sports QUIZ

1. WHICH BOWLER conceded a whopping 55 runs in an innings in the 2015-16 BBL?
2. WHICH WICKET-KEEPER has the most dismissals in BBL history?
3. WHO HAS played the most BBL matches?
4. WHO HOLDS the record for most matches as team captain?
5. WHICH TEAM was the defending champion coming into the 2015-16 BBL season?
6. WHICH SYDNEY Sixers player created the 'Batting for Change' charity, which saw money donated for every six hit in the Sydney derby game?
7. THE PERTH Scorchers and the Sydney Sixers incorporated which superheroes into their uniforms for a special game at The Furnace in 2016?
8. WHO WAS the only batsman to hit two centuries in the 2015-16 BBL?
9. WHICH AUSSIE won the Australian Open boys' singles title in 2016?
10. WHICH CITY hosts the Hopman Cup each January?
11. WHICH TEAM won the 2016 Hopman Cup?
12. WHO DID they beat in the final?
13. WHO WON the 2016 Wimbledon men's singles final?
14. WHAT WAS the nationality of the runner-up, Milos Raonic?
15. WHO WON the women's title?
16. WHICH WELL-KNOWN Aussie duo won the senior men's doubles?
17. WHICH SPECIALLY formed team used the Olympic flag as its emblem?
18. WHO BECAME Australia's most decorated Olympic cyclist, with six medals?
19. WHO WAS head coach of Australia's swim team, and came under criticism for the team's poor performance?
20. HOW MANY swimming gold medals did the Aussies win?
21. BY CONTRAST, how many did the USA win?
22. WHICH HIGHLY rated Aussie male 100-metre swimmer proved a major flop in the pool?
23. WHICH FEMALE 100-metre swimmer also failed to live up to expectations?
24. WHICH BACKSTROKE swimmer was another who struggled under pressure at Rio?

NAME THE FORMER AFL PLAYER - WHO AM I?

25. I was born in 1969, in Cobram, Victoria and spent 5 seasons at Essendon until I was traded to Geelong, where I played in 2 losing Grand Finals. After being delisted by the Cats in 1999 I returned to Essendon and my final game was the 2001 Grand Final.

The Answers - page before



officelinx
Your Local for Office Supplies

99 Lipson Street, Port Adelaide SA 5015
P: 08 8341 2569 F: 08 8341 2568
E: sales@officelinx.com.au www.officelinx.com.au

Proudly South Australian Owned & Operated

Supporting South Australian
Businesses & Suppliers

Competitive Pricing with Personal Service

Delivery & Accounts Available

*All your Office Supplies for
Home, School & Business*

LEGAL DISCLAIMERS COVERING ALL MATTERS

Stralia Sports.Com Pty Ltd its directors and staff respect the work of photographers and will never knowingly publish photos that are Copyright © We request and demand that any photos sent in, are not subject to Copyright ©. None of the above mentioned employees, directors or staff, will be held legally accountable for any photos sent to us for Copyright © breaches, as it is impossible to know to exact origins of any photo unless marked accordingly or with a watermark. If any photos are Copyright © then advise our office, and we will remove them immediately from our publications.

This entire publication is totally independent of each football league featured. All writers have their photos with the stories they write and they alone take full legal responsibility for any slanderous or defaming content. Stralia Sports.Com Pty Ltd its owners and editor will not be held legally responsible for any such legal claims. The responsibility lies with the writer concerned.

Copyright © No part of this publication may be reproduced, copied, printed or stored in a retrieval system, without the "written permission" of the publisher. Opinions expressed in "The South Australian Footballer" "The South Australian Adelaide Footballer" and "The South Australian Country Footballer" "The South Australian Women's Footballer" are not necessarily those of Stralia Sports.Com Pty Ltd the staff, owners, director or publisher. We believe all information and material produced in these publications is accurate, but gives no warranty in relation thereto and disclaims all liability for claims against the staff, owner, editor, media manager, directors, of "Stralia Sports.Com Pty Ltd or its employees, agents, or any other person, which may rise from any person acting on the material contained herein.

DO NOT OPEN OR READ THIS MAGAZINE OR USE THE WEBSITE AT www.safotballer.com.au UNLESS YOU HAVE THE CORRECT SOFTWARE AND APPROPRIATE PRECAUTIONS IN PLACE TO PREVENT ANY SOFTWARE OR HARDWARE DAMAGE TO ANY COMPUTER, TABLET, MOBILE PHONE OR ANY DEVICE, FROM ANY SOFTWARE DAMAGE DUE TO DESTRUCTIVE VIRUSES, DESTRUCTIVE WORMS OR SIMILAR.

Stralia Sports.Com Pty Ltd or its directors, owners, managers and writers, disclaim all responsibility and all liability without limitation for all expenses, losses, damages and costs that any person, or any company or business may incur, as a result of the material published in this publication, or on the website, or from any direct linking which occurs in the publication or on the website.