

THE SOUTH AUSTRALIAN FOOTBALLER

Your weekly BIBLE of South Australian football

Thursday, September 10th, 2020 - VOL 8/6

www.safootballer.com.au

The Blyth Snowtown Football Club have had milestones galore this year. Adam Conradi (centre) played his 300th game on Saturday and joined his great mates Nick McCormack (left) and Gareth Ottens (right) who have all played their 300th game this season for the Cats



SAF tv

**SOUTH AUSTRALIAN
FOOTBALLER TV**

**YOUR WEEKLY BIBLE OF
AFL AND SANFL FOOTBALL IN SOUTH AUSTRALIA**

WELCOME TO THE **BBX**
INTERNATIONAL
CASHLESS PAYMENT
PLATFORM

BBX

WELCOME TO THE **BBX**
INTERNATIONAL
CASHLESS PAYMENT
PLATFORM

HAZARA BUILDING SERVICES

▶ Mr NASIM QASEMY

SERVICES OFFERED



- 🏠 Building Services
- 🏠 Bathroom Remodelling
- 🏠 Plastering Contractors

0438 804 777

hazarabuildingservices@gmail.com

INDEX



Stralia Sports.Com Pty Ltd

ACN 601 562 289

Managing Director - Luke Hosie Phone 0404 846 412

Website - www.safotballer.com.au

Email - straliasports.com@adam.com.au

CLICK ON THE ICONS BELOW TO BE TAKEN DIRECTLY THROUGH TO OUR SOCIAL MEDIA PLATFORMS



Graphic Arts Director and Editor

Luke Hosie

Graphic Design/Artists/Website Design and Creation

Omkar Borle, Lester Basubas, Lyka Ituralba, Luke Hosie, Agency 09

Emailing and Communications - Lester Basubas, Lyka Ituralba, Clifford Ituralba, Omkar Borle

Social Media Marketing - Lyka Ituralba, Omkar Borle, Clifford Ituralba, Alex Breda, Justin Gerschwitz, Edward Holland, Tom Basso, Luke Hosie

Photographers - Thanking the myriad of amateur photographers from around South Australia, plus our professional photographers: Ursula Montgomerie, Matthew Long, Bron Pahl, Grant Schwartzkopff, Kyran Cocks, Peter Lines, Steve Walters, Hannah Rexx, On-the-ball Media, Kate Carrail, K8 Photographics

ALL LEGAL DISCLAIMERS ARE ON THE BACK COVER

THE SOUTH AUSTRALIAN FOOTBALLER WORKS WITH THE FINEST JOURNALISTS AND WRITERS IN AUSTRALIA AND SOUTH AUSTRALIA EACH WEEK. WE ALSO HAVE THE BEST MEDIA TALENT, FILM MAKERS, VIDEOGRAPHERS AND PHOTOGRAPHERS IN THE STATE. IN 2020 WE HAVE 76 OF THE FINEST AND MOST KNOWLEDGEABLE PEOPLE IN SOUTH AUSTRALIAN FOOTBALL BRINGING YOU THE "WEEKLY BIBLE OF SA FOOTBALL"

William Clemente
Dylan Matthews
Karl Carrington
James Davies
Chris Ewen
Madison Mifsud-Ure
Kayla Voss
Andrew Marks
Annalise Scott
Alexandra Bull
Justin Gerschwitz
Joe Schwab
Dylan Smith
Lachy Jones
Jack Kovacic
Jordan Sennett-Pérez
Kate Carrail
Peter Lines

Darcy Evans
Wayne Knowles
Tommy Javor
Jason Regan
Kristie McDonald
Jo McPharlin
Ellis Gelios
Dan Crouch
Jakob Matheson
Tella Wise
April Cretan
Bailey Puvogel
Liam Wormald
Foti Mantis
Thomas McLean
Steve Walters
Hanna Rexx
Mark Thiele

Michelle Wakim
Gabrielle Torpey
Jessica Phipps
Iona McKenzie
Jess Smith
Anthony Alesiani
Lee Beasley
Mary Chenoweth
Dave Jordan
Jayden Hill
Juan Pablo Abad Diaz
Netra and Dhan
Sam Furler
Tony Kernahan
Isaac Troisi
Grant Schwartzkopff
Kyran Cocks
Nathan Goad

Brody Burrows
Ray Lam
Daniel Emilo Amato
Steven Clay
Shaun Holland
Kiana Lee
Georgie Evans
Kym Kelly
Luke Hosie
Ben Lennon
Travis Beard
Alex Breda
Ben Brady
Tom Basso
Craig Dawe
Ursula Montgomerie
Matthew Long
Brett Backwell

THE SOUTH AUSTRALIAN
FOOTBALLER

SA COUNTRY
FOOTBALLER

SA WOMEN'S
FOOTBALLER

SA ADELAIDE
FOOTBALLER






PURPOSE /VISION

To provide a multifaceted range of unique and compassionate services that offer hope and opportunity to those facing personal challenges and hardship

For ONE Life Community Assist, empowering people today can mean providing crisis care individualised support, re-skilling, acquiring new life skills and assistance in finding employment.

📌 **At ONE Life Community Assist, people are treated with honour and respect. 📌**

Our aim is to provide a multifaceted range of unique and compassionate services that offer hope and opportunity to those facing personal challenges and hardship.



Current Services / Programs

Chaplaincy | Unemployment Support
Community Computers | Internet access
Op Shop | Work For the Dole Projects
Youth | Youth Adult Programs | Life Coaching
Community Leadership College | Cafe
Referrals to Professional Counselling
Wednesday Free Food give away
from 1.00 - 2.00pm

To Make a tax-deductible Donation

Account: ONE Life Community Assist
Bsb: 035 047 Account: 470595 Or Text ONELIFE to 0488 202 202
Please email us at info@communityassist.org.au your details so we can send you a tax deductible receipt ABN. 92 138 770 626

To know more:

www.communityassist.org.au

AFL AT A GLANCE

AFL this week's games - Venues - Local Times

Date	Competing teams	Venue
Thu 10 Sep 7:10pm	St Kilda v West Coast	Gabba
Fri 11 Sep 7:50pm	Geelong v Richmond	Metricon Stadium
Sat 12 Sep 1:45pm	North Melbourne v Fremantle	Metricon Stadium
Sat 12 Sep 4:05pm	Port Adelaide v Essendon	Adelaide Oval
Sat 12 Sep 7:40pm	GWS v Melbourne	Gabba
Sun 13 Sep 1:05pm	Carlton v Adelaide	Metricon Stadium
Sun 13 Sep 3:05pm	Hawthorn v Western Bulldogs	Adelaide Oval
Sun 13 Sep 6:10pm	Sydney v Brisbane	Cazaly's Stadium
Mon 14 Sep 7:10pm	Collingwood v Gold Coast	Gabba

Get your **FREE** copy of the **SA Footballer** emailed to you each week

Click here to SUBSCRIBE FOR FREE

2020 AFL - Premiership Table

Team	Pts	P	W	L	D	%
1 Power	48	15	12	3	0	131.45
2 Cats	44	15	11	4	0	145.07
3 Lions	44	14	11	3	0	117.68
4 Tigers	42	15	10	4	1	123.58
5 Eagles	40	15	10	5	0	115.14
6 Saints	36	15	9	6	0	113.86
7 Magpies	34	15	8	6	1	110.08
8 Giants	32	14	8	6	0	102.76
9 Bulldogs	32	15	8	7	0	100.32
10 Demons	28	14	7	7	0	108.21
11 Bombers	26	15	6	8	1	82.85
12 Blues	24	14	6	8	0	96.23
13 Suns	22	14	5	8	1	101.80
14 Dockers	20	14	5	9	0	86.45
15 Swans	20	14	5	9	0	83.60
16 Hawks	16	15	4	11	0	80.68
17 Kangaroos	12	15	3	12	0	74.65
18 Crows	4	14	1	13	0	60.02

2020 AFL - Leading Goalkickers - Top 15

Rank	Player	Team	Goals	Total
1	Tom Hawkins	Cats	4	39
2	Joshua Kennedy	Eagles	2	30
3	Charlie Dixon	Power	2	29
4	Tom Lynch	Tigers	3	27
5	Matthew Taberner	Dockers	1	26
6	Daniel Butler	Saints	1	25
7	Jack Darling	Eagles	0	24
7	Jack Gunston	Hawks	1	24
9	Jack Riewoldt	Tigers	1	22
9	Liam Ryan	Eagles	1	22
9	Mitchell Wallis	Bulldogs	2	22
9	Jeremy Cameron	Giants	0	22
9	Tom Papley	Swans	0	22
14	Charlie Cameron	Lions	0	21
14	Ben King	Suns	2	21

2020 AFL 'Most Disposals Per Game' Leaders Board

Rank	Player	Team	Games	Disposals for Last Game	Average
1	Jackson Macrae	Bulldogs	15	29 v West Coast, Round 16	407
2	Lachie Neale	Lions	14	27 v Collingwood, Round 15	391
3	Tom Mitchell	Hawks	15	27 v St Kilda, Round 16	383
4	Zachary Merrett	Bombers	14	24 v Geelong, Round 16	371
5	Jake Lloyd	Swans	14	28 v Melbourne, Round 15	362
6	Clayton Oliver	Demons	14	26 v Sydney, Round 15	357
7	Andrew Gaff	Eagles	15	15 v Western Bulldogs, Round 16	354
8	Travis Boak	Power	15	34 v North Melbourne, Round 16	347
9	Taylor Adams	Magpies	15	23 v Brisbane, Round 15	345
10	Patrick Dangerfield	Cats	15	17 v Essendon, Round 16	333

THE KING HOTEL GROUP, INDEPENDENT, LOCAL SA FAMILY OWNED BUSINESS

- Proudly supports local SA Football Clubs
- Thirsty Camel Bottle Shops
- Sport Bar, TAB, Fox Footy, Big Screen Sports Coverage, Great Value Counter Meals. HappyHours



Modbury Plaza Hotel
989 North East Road, Modbury
Phone 8264 2244



Clovercrest Hotel Motel
450 Montague Road, Modbury North
Phone 8264 2244



Highlander Hotel
647 North East Road, Gilles Plains
Phone 8261 5288

ADELAIDE CROWS IN 2020

ALL THE STATISTICS FOR EVERY CROWS PLAYER ON THE LIST IN 2020

No	Player Name	Games	Age	DOB	Height	Weight	Position
1	Jones, Chayce	14	20yr 6mth	14 Jan 2000	180cm	77kg	Forward
2	Crouch, Brad	89	26yr 6mth	14 Jan 1994	186cm	85kg	Midfield
3	Knight, Riley	54	25yr 3mth	27 Mar 1995	181cm	80kg	Forward
4	Murphy, Lachlan R	37	21yr 7mth	4 Dec 1998	176cm	76kg	Forward
5	Crouch, Matt	114	25yr 2mth	21 Apr 1995	182cm	80kg	Midfield
6	Gibbs, Bryce	266	31yr 3mth	15 Mar 1989	188cm	84kg	Midfield
7	Gallucci, Jordan	27	22yr 2mth	4 May 1998	182cm	78kg	Forward
8	Kelly, Jake	81	25yr 5mth	21 Jan 1995	190cm	89kg	Defender
9	Sloane, Rory	205	30yr 3mth	17 Mar 1990	182cm	83kg	Midfield
10	Poholke, Myles	13	22yr	10 Jul 1998	186cm	86kg	Forward
11	Seedsman, Paul	104	28yr 5mth	22 Jan 1992	190cm	87kg	Midfield
12	Talia, Daniel	192	28yr 9mth	2 Oct 1991	197cm	98kg	Defender
13	Walker, Taylor	194	30yr 2mth	25 Apr 1990	193cm	100kg	Forward
14	MacKay, David	221	31yr 11mth	25 Jul 1988	181cm	78kg	Defender Midfield
15	Hartigan, Kyle	103	28yr 8mth	7 Nov 1991	194cm	98kg	Defender
16	Brown, Luke	156	27yr 9mth	22 Sep 1992	181cm	81kg	Defender
17	Hamill, Will	4	19yr 7mth	17 Nov 2000	186cm	71kg	Defender
18	Stengle, Tyson	6	21yr 8mth	19 Oct 1998	172cm	73kg	Forward
20	Crocker, Ben R	30	23yr 4mth	19 Feb 1997	188cm	84kg	Forward
21	Atkins, Rory	100	26yr	12 Jul 1994	186cm	85kg	Midfield
22	Frampton, Billy	7	23yr 7mth	20 Nov 1996	200cm	90kg	Forward
23	McAdam, Shane	3	25yr 1mth	28 May 1995	181cm	78kg	Forward
24	Worrell, Josh	0	19yr 3mth	11 Apr 2001	195cm	74kg	Defender Forward Midfield
25	McHenry, Ned	5	20yr	13 Jul 2000	179cm	70kg	Midfield
26	Schoenberg, Harry	0	19yr 4mth	21 Feb 2001	180cm	78kg	Midfield
27	Lynch, Tom	145	29yr 9mth	15 Sep 1990	193cm	88kg	Forward
28	Keays, Ben R	35	23yr 4mth	23 Feb 1997	185cm	89kg	Forward
29	Laird, Rory	149	26yr 6mth	29 Dec 1993	177cm	81kg	Defender
30	Milera, Wayne	62	22yr 10mth	14 Sep 1997	184cm	81kg	Defender Midfield
31	Wilson, Patrick R	2	25yr 7mth	11 Dec 1994	188cm	89kg	Midfield
32	Fogarty, Darcy	17	20yr 9mth	25 Sep 1999	193cm	94kg	Forward
33	Smith, Brodie	173	28yr 6mth	14 Jan 1992	189cm	90kg	Defender
34	Himmelberg, Elliott	9	22yr 1mth	4 Jun 1998	198cm	96kg	Forward
35	McAsey, Fischer	5	19yr 4mth	8 Mar 2001	197cm	91kg	Defender
36	McPherson, Andrew	1	21yr	20 Jun 1999	186cm	79kg	Defender
37	O'Connor, Ronin	0	19yr 5mth	1 Feb 2001	191cm	85kg	Midfield
38	Sholl, Lachlan	0	20yr 4mth	7 Mar 2000	185cm	77kg	Defender
39	Doedee, Tom	26	23yr 4mth	1 Mar 1997	188cm	88kg	Defender
40	Davis, Ben	2	23yr 1mth	19 May 1997	187cm	85kg	Forward
41	Butts, Jordon R	0	20yr 6mth	31 Dec 1999	198cm	83kg	Defender
42	Taylor, Ayce R	0	19yr 9mth	26 Sep 2000	190cm	81kg	Defender
43	O'Brien, Reilly	26	24yr 10mth	20 Aug 1995	202cm	101kg	Ruck
44	Gollant, Lachlan	0	18yr 10mth	12 Sep 2001	191cm	72kg	Defender Midfield
45	Strachan, Kieran R	0	24yr 9mth	5 Oct 1995	204cm	95kg	Ruck

Playing hardball with
over 35 lenders.

I can find a competitive deal for you.

Tristan Shepherd, Mortgage Broker

M: 0421 660 705

tristan.shepherd@loanmarket.com.au

loanmarket.com.au/tristan-shepherd

Loan Market Pty Ltd | Australian Credit Licence 390222



**Loan
Market™**



Carlton v Adelaide Crows



Metricon Stadium - 1.05pm (Sunday)

Crows look to continue purple patch against inconsistent Blues



by
Thomas McLean

After three consecutive home games and week-long breaks, Adelaide return to Metricon Stadium, off a five day break, to tackle Carlton in their penultimate match for 2020. The Crows will enter the game full of confidence after back to back wins, firstly against a struggling Hawthorn, but more impressively their 12 point win on Tuesday night over GWS.

All of Adelaide's eight goals came in the first and third quarters while kicking towards the scoreboard end of Adelaide Oval. GWS clawed their way back in the second term, and attempted to do likewise in the final quarter but the Crows five third quarter goals proved too much of a task. The Crouch brothers were amongst the Adelaide's best, as Brad (31 disposals, 4 clearances) and Matt (27, one goal, 12 tackles) not only got plenty of the Sherrin, but also used it well with plenty of entries inside forward 50.

Former Kenilworth junior Rory Laird was outstanding as an inside midfielder, racking up a match-high 11 clearances and 18 contested possessions. Elliott Himmelberg and Shane McAdam, who have emerged as shining lights in what has been a dark season for Adelaide, kicked two goals apiece. Skipper Rory Sloane showed his selflessness with seven score involvements as well as kicking a key goal – though replays indicate it may have been touched off the boot.

Carlton were slow out of the blocks in their win over Sydney, with the Swans kicking the first seven goals of the match. Carlton's first goal didn't come until halfway through the second quarter, however Sydney could only manage one more major from that time, to enable Carlton sneak over the line. Sam Walsh was dominant in the midfield for Carlton with 25 disposals and a game-high 584 metres gained. Patrick Cripps was instrumental in the Blues' fightback with seven disposals, two clearances and a goal in the second quarter to keep Carlton in the match.

Carlton have no players on their list who were recruited from SA, though Eddie Betts was born in Port Lincoln and played junior footy at Mallee Park. He and Mitch McGovern are both former Crows who will suit up for Carlton.

Aside from the season-ending injuries to Tom Doedee (hamstring), Jordan Gallucci (achilles) and Wayne Milera (foot), Adelaide will go into the match with their shortest injury list for the season. Carlton will be without big man Matthew Kruezer, Charlie Curnow and the Silvagni brothers.

Adelaide's confidence and belief should be at their peak for season 2020, while frustration may be setting in for Carlton as finals, though mathematically possible, look to be beyond their grasp. **Adelaide by 13-24 points**



NEWS AGENCY

news • cards • lotto • gifts

68 Murray Street Gawler,
South Australia 5118
+61 8 8522 1465

gawlernewsagency@gmail.com

PORT ADELAIDE IN 2020

ALL THE STATISTICS FOR EVERY PORT ADELAIDE PLAYER ON THE LIST IN 2020

No	Player Name	Games	Age	DOB	Height	Weight	Position
1	Jonas, Thomas	145	29yr 6mth	9 Jan 1991	188cm	89kg	Defender
2	Powell-Pepper, Sam	63	22yr 6mth	8 Jan 1998	187cm	91kg	Midfield Forward
3	Burton, Ryan	66	23yr 5mth	31 Jan 1997	191cm	90kg	Defender
4	Marshall, Todd	26	21yr 9mth	8 Oct 1998	198cm	87kg	Forward
5	Houston, Dan	66	23yr 2mth	12 May 1997	186cm	83kg	Defender Midfield
6	Motlop, Steven	176	29yr 4mth	12 Mar 1991	183cm	76kg	Forward
7	Ebert, Brad	252	30yr 3mth	2 Apr 1990	189cm	90kg	Forward
8	Hartlett, Hamish	170	29yr 11mth	14 Aug 1990	185cm	83kg	Defender
9	Gray, Robbie	224	32yr 3mth	30 Mar 1988	183cm	84kg	Midfield Forward
10	Boak, Travis	270	31yr 11mth	1 Aug 1988	183cm	85kg	Midfield
11	Rockliff, Tom	195	30yr 4mth	22 Feb 1990	185cm	85kg	Midfield
12	McKenzie, Trent	114	28yr 3mth	3 Apr 1992	191cm	83kg	Defender
13	Buzza, Wylie	9	24yr 4mth	2 Mar 1996	199cm	103kg	Forward
14	Bergman, Miles	0	18yr 8mth	18 Oct 2001	186cm	75kg	Forward
15	Amon, Karl	65	24yr 10mth	19 Aug 1995	181cm	71kg	Midfield
16	Wines, Oliver	145	25yr 9mth	7 Oct 1994	187cm	89kg	Midfield
17	Clurey, Tom	87	26yr 3mth	23 Mar 1994	193cm	88kg	Defender
18	Butters, Zak	25	19yr 10mth	8 Sep 2000	181cm	71kg	Forward
19	Georgiades, Mitch	1	18yr 9mth	28 Sep 2001	191cm	78kg	Forward
20	Rozee, Connor	28	20yr 5mth	22 Jan 2000	185cm	74kg	Forward
21	Duursma, Xavier	23	20yr	7 Jul 2000	186cm	73kg	Midfield
22	Dixon, Charlie	140	29yr 9mth	23 Sep 1990	200cm	105kg	Forward
23	Watts, Jack	174	29yr 3mth	26 Mar 1991	196cm	88kg	Defender
24	Farrell, Kane	15	21yr 3mth	17 Mar 1999	182cm	74kg	Forward
25	Hayes, Sam	0	21yr 1mth	9 Jun 1999	203cm	93kg	Ruck
26	Bonner, Riley	46	23yr 4mth	7 Mar 1997	190cm	85kg	Defender
27	Garner, Joel	4	21yr 1mth	21 May 1999	184cm	83kg	Defender
28	Drew, Willem	10	21yr 9mth	1 Oct 1998	188cm	78kg	Midfield
29	Lycett, Scott	99	27yr 9mth	26 Sep 1992	203cm	98kg	Ruck
30	Atley, Joe	4	21yr 11mth	4 Aug 1998	186cm	84kg	Midfield
31	Burgoyne, Trent R	0	18yr 9mth	2 Oct 2001	177cm	70kg	Forward
32	Mayes, Sam	101	26yr 1mth	20 May 1994	187cm	84kg	Midfield
33	Byrne-Jones, Darcy	92	24yr 9mth	20 Sep 1995	181cm	75kg	Defender
34	Williams, Dylan	0	19yr	1 Jul 2001	185cm	79kg	Midfield Forward
36	Woodcock, Boyd R	0	20yr 4mth	5 Mar 2000	179cm	76kg	Forward
37	Patmore, Jake	0	21yr 5mth	29 Jan 1999	181cm	72kg	Midfield Forward
38	Ladhams, Peter	5	22yr 6mth	14 Jan 1998	202cm	95kg	Forward Ruck
39	Westhoff, Justin	274	33yr 9mth	1 Oct 1986	199cm	96kg	Midfield Forward
40	Lienert, Jarrod	14	25yr 11mth	5 Aug 1994	195cm	88kg	Defender
41	Grundy, Riley R	0	19yr 11mth	28 Jul 2000	194cm	86kg	Defender
44	Mead, Jackson	0	18yr 9mth	30 Sep 2001	184cm	83kg	Midfield
45	Frederick, Martin	0	20yr 1mth	17 May 2000	178cm	74kg	Defender
47	Cox, Tobin	0	20yr 11mth	15 Jul 1999	181cm	73kg	Forward
48	Pasini, Jake R	0	19yr 5mth	6 Feb 2001	192cm	81kg	Defender
50	Sutcliffe, Cameron	110	28yr 1mth	23 May 1992	186cm	88kg	Forward



officelinx
Your Local for Office Supplies

99 Lipson Street, Port Adelaide SA 5015
P: 08 8341 2569 F: 08 8341 2568
E: sales@officelinx.com.au www.officelinx.com.au

Proudly South Australian Owned & Operated

Supporting South Australian
Businesses & Suppliers

Competitive Pricing with Personal Service

Delivery & Accounts Available

All your Office Supplies for
Home, School & Business



Port Adelaide v Essendon



Adelaide Oval - 3.05pm (Saturday)

Port ready to ignite the Power against a disappointing Bombers



by Jack Kovacic

Port Adelaide will be looking for its fourth win in a row on Saturday afternoon when it takes on Essendon. After taking down the reigning premier Richmond in what many labelled the game of the year, Port then were smashed by the Cats the next game. Up next were three matches against three of the bottom four sides on the ladder, which you'd expect to mean three wins for the top side.

Well, that's exactly what happened as the Power strengthened their position on top of the ladder with a 36-point win over North Melbourne last Saturday, coming after wins over Sydney (26-points) and Hawthorn (10-points) in the previous weeks.

Port's win over the Roos was a pretty routine win with runs of four consecutive goals coming in the first and third quarters. Up against a much younger and less physical midfield, Port's inside bulls had a field day. Travis Boak (34 disposals, nine clearances, seven inside 50's and a goal) sealed another three Brownlow votes while Tom Rockliff (30 disposals and nine tackles) and Ollie Wines (30 disposals, seven clearances, five inside 50's and two goals) were also at their best.

Second year player Zak Butters continued his great season with another 17 disposals, six score involvements and a goal, but a late hit on North's Jy Simpkin came under scrutiny by the MRO. Butters' late bump left Simpkin concussed and the youngster will now have to serve a two-game suspension, ruling him out until finals.

Defender Ryan Burton's horror injury run continued when he strained a quad in the first term. Ken Hinkley will be forced to make two changes with Boyd Woodcock the likely replacement for Butters, and Sam Mayes, Ryan Bonner or Joel Garner the most likely to come in for Burton.

Essendon will be coming into the clash with almost the opposite form line to the Power, suffering two disappointing losses in its last two outings. They were gallant against West Coast (15-point defeat) but smashed by Geelong by 11 goals last Sunday.

The Bombers' finals chances are now gone but they will still want to put in a far better performance than what they showed against the Cats. One of its biggest problem areas was the midfield, with the Bombers' midfield mix of Darcy Parish, Dyson Heppell, Zach Merrett and Dylan Shiel just not able to match it against the Cats' bigger bodies.

Port's midfield will be licking its lips and eyeing a similar result to last week's midfield battle against the Roos. The Power were +10 in contested possession, +15 in clearances and +6 in inside 50 while in the Bombers match against Geelong, they were -13 in contested possession, -9 in clearances and -15 in inside 50's.

If the Bombers can equalise the midfield, they will then have to take their chances inside 50 if they are going to upset the ladder leader. Despite a poor game last week, Anthony McDonald-Tippingwuti had been in good form kicking eight goals in his previous three games. Spearhead Joe Daniher could return after being 'managed' out of last week's game and would be a welcome return to a Bombers team that kicked just five goals against the Cats.

On paper, Port Adelaide look to have the better line-up and should be winning this game reasonably comfortably. At their best the Bombers can certainly trouble the Power and have the quality on their day to cause an upset, but the way they waved the white flag against the Cats last week is worrying. **Port Adelaide by 25-36 points**

Oysta la Vista
Family Friendly Holiday House

Oystalavista@Bigpond.Com
Just over 2 hours' drive (200 kms) from Adelaide CBD, Stansbury is located on Oyster Bay and nestled between Port Vincent and Edithburgh on the eastern coast of Yorke Peninsula.

Accommodation
Hotels
Holiday Home

13 & 15 Seaview Court, Stansbury, 5582, SA
Alan Botting **0418849101**



KAT TRANSPORT

KAT TRANSPORT IS AN AUSTRALIAN BASED SUPPLIER OF MOVABLE SHEDS



Our unique bending and swaging technology makes our products 30% stronger than anything on the market.



OUR SERVICES INCLUDES:

- ▶ HOME SHEDS
- ▶ FARM SHEDS
- ▶ INDUSTRIAL APPLICATIONS
- ▶ DANGEROUS GOODS STORAGE



77, Caloundra St, Landsborough,
Qld, Australia 4550
info@shadesheds.com



Call To Order :
Fast Delivery Australia Wide
1300 667 433

We wont miss the mark

With access to a wide range of insurance covers, let MGA keep you ahead of the game with sourcing and comparing policies.



MGA Branches
Australia wide

www.mga.com

MGA Insurance Brokers Pty Ltd
ABN: 29 008 096 277
AFSL: 244601

- Property • Business • Motor • Strata • Marine
- Livestock • Farm • Crop • General Liability
- Management Liability • Professional Indemnity
- Crime • Cyber Liability + many more risks covered

Call us for a quote **8291 2300**

MGA20_017



STANDING BY YOU

Bringing you all the up-to-date
football stories from around
South Australia and Australia

THE SOUTH AUSTRALIAN
FOOTBALLER

SANFL - Game Preview

YOUR WEEKLY "BIBLE" OF
SOUTH AUSTRALIAN FOOTBALL



West Adelaide vs South Adelaide

Hisense Stadium - 7:20pm



Panthers have one last roll of the dice

Well the strange start to the season 2020 is proving banking early wins, has been more important than ever before. There hasn't been a lot of major movement within the top four for quite a few weeks now. Two weeks ago looked it may be set. Recent results has seen now that fourth position is up for grabs between three teams, and will come down to who wants it most .

South Adelaide last week had the opportunity to sure up their spot in the four against the then struggling Blues. Until the weekend, they haven't beaten a team above them on the ladder. But on Saturday they showed the competition they are not done with just yet. Getting the win against the Panthers has left them with a slight chance on playing finals if they can get the job done this week against Norwood. A win to the Blues, would also would be a good result for the Panthers.

Saturday saw the Panthers travel to Unley, and when Nic Schwarz kicked the opening goal in the first minute of the game, you couldn't help but feel it was going to a long day for Sturt fans. To Sturt's credit, from then on the first half was a real arm wrestle. With ex power listed Sam Colquhoun and veteran Mark Evans kicking the next two majors, giving the Double Blues the spark they needed. They also game some inspiration other players to step up and keep their season alive. The Blues took control of the game from then on. South really looked lethargic for much of the game and were kept in it, by the efforts of the same too few. Joel Cross, Heaslip, Joey Haines and Matthew Broadbent, were all good again this week. But Sturt's run and ball movement, was too god for the Panthers who if not for Sturt's bad kicking would have gone down by a lot mote than 33 points. The Blues had 25 scoring shots to the Panthers a paltry 12.

The Panthers do have quite an injury list which is taking its toll, and the return of a couple this week, Coach Jarrad Wright, will have some decisions to make over the next few days, as to how quickly they get some of the returning injured players, back into the team. This week against West Adelaide, has turned into a must win game for the Panthers, as Norwood is hot on their heels. Luckily for South, Centrals managed to get on top of the Redlegs last week which has kept them out of the four. With Norwood to take on Sturt this week, South will need the win to stay in the race for a finals spot.

West Adelaide will be no easy beats this week, after losing to Glenelg by 74 points. The Bloods will be coming out hard, to try notch up just their second win for the season. Keeping in mind they have had some close losses and only 3 weeks ago went down by one-point to North Adelaide. The last time these two teams met, was round four at Flinders University Oval at Noarlunga. South were 20 point victors but Westies did manage to keep them scoreless in the last quarter, banging 4 goals themselves giving the Panthers a scare. That will be in the back of their minds this week for South. For West Adelaide, it will give coach Gavin Colville something to draw on in this weeks training leading into the game. West will need everyone to fire this week if they are to get the win. I'm sure the players will be well aware of the ladder and South's precarious position. While the Bloods wont play finals they will have a lot to play for.

Sometimes as a player in a team that's not travelling so well, the knowledge of being able to ruin another teams season by winning, is great motivation in the back half of a season.

South will need to be much better this week to get over the line and it will be interesting to see who responds. The Panthers should be as hungry for the win, as next week they play the Redlegs with possibly the loser to miss out on finals participation. For Westies it's is a chance to save face from last weeks massive loss. It also gives the opportunity to take a team out of the finals race. The game should be a hard and tough, old fashion hit-out. For me I think the urgency to win and play finals, will be enough for the Panthers to get over the line in a tight tussle.

South by 1-12 points



by
Kym Kelly

Quin SPORTS & NETS

SUPPLYING HIGH QUALITY NETS AND POSTS FOR 80 YEARS!

CALL US FOR A QUOTE 08 8447 3577

WWW.QUINSPORTS.COM.AU

331 ST VINCENT STREET EAST, PORT ADELAIDE, SA 5015

Bringing you all the up-to-date
football stories from around
South Australia and Australia

THE SOUTH AUSTRALIAN
FOOTBALLER

SANFL - Game Preview

YOUR WEEKLY "BIBLE" OF
SOUTH AUSTRALIAN FOOTBALL



Norwood v Sturt

Coopers Stadium - 7:40pm



Old rivals duel in the match of the week

The SANFL has many great and traditional rivalries such as- The Bays and Magpies or The Redlegs and Magpies. But one that means so much to both supporter groups is the rivalry between the Norwood and Sturt Football clubs. Both these teams have had some close contests, no more popular than the 1978 Grand Final, where the Redlegs were victorious by 1 point, with a controversial mark to Norwood's Phil Gallagher who slotted the match winning goal! That match made one of Australian Footballs best rivalries even stronger.



by
Jayden Hill

This weekend that old rivalry is revisited, with the Redlegs hosting the Double Blues, and it is firming up to be a fantastic contest at the parade. Both teams sit on 10 points and are just sitting outside the top four.

The Redlegs were up and about with a fantastic 40-point win to the first-placed Eagles in Round 10, being their best win for the season so far. The Redlegs smashed the Eagles in the disposal count by 103 touches, giving the Eagles only their second loss for the year, with Norwood looking like a team that could squeeze into finals and do some damage. Unfortunately for Jarrod Cotton the momentum did not carry through to last Saturday where they went down by 13 points to the bottom-placed Centrals. The Redlegs who lead at three-quarter-time, won the clearances and the Hit outs and had 17 more inside 50's, but could not get the job done. Richard Douglas gathered a whopping 37 disposals in a side that lost the Disposal count. The Redlegs have played some good football this year with Richard Douglas and Sam Baulderstone having fantastic seasons. Douglas is third in the league with disposals averaging 26.5 while Baulderstone is leading the league in Hit-outs with 412. A positive for Norwood in the last three weeks has been their second quarters, averaging 5 goals in the second term.

The Double Blues on the other hand, surprised the Panthers on Saturday with a 33-point win at Peter Motley Oval! A tight tussle most of the day, Sturt kicked four goals to record their second straight win. Sam Colquhoun continued his solid season claiming first best and collecting a game high 30 disposals. Colquhoun alongside skipper Battersby have been prolific for the Double Blues this season, who average 25.2 and 26.3 disposals per game for the season respectively. Mark Evans has top scored for the Double Blues on the scoreboard the last two weeks, bagging five goals the last fortnight. Players such as Guy Page, Steven Slimming and Jack Henderson have been impressive in their last two wins. A positive sign for coach Nathan Grima has been their dominance in the inside 50 count, winning the count four out of the last five weeks. Since their Round nine loss to the Eagles, Sturt have also won the disposal and marking count, so the Double Blues will be looking to be dominant in those areas on Friday night against the Redlegs.

Every week of this unorthodox SANFL season brings us many surprises, with it being impossible to predict what is going to happen next. If there is anything that this SANFL season and the year 2020 has taught us, it is to expect the unexpected.

The Redlegs have won the last 5 against the Double Blues including a nail biter last time they met at the parade, where they won by five points. I think this game will again be an absolute nail biter under the Friday night lights at Coopers stadium.

Norwood by 1-12 points

RayWhite

BAROSSA VALLEY | TWO WELLS

1 Lyndoch Valley Road
Lyndoch, SA 5351
+61 (8) 7523 3355
raywhitebarossavalley.com.au

Situated in Lyndoch, in the heart of the Barossa Valley, we service a large and diverse area from the Barossa Valley all the way through to Two Wells.

Ray White Barossa Valley/Two Wells is a new establishment providing local experienced staff, giving us an intimate knowledge of our area and excellent local profile.



Bringing you all the up-to-date
football stories from around
South Australia and Australia

THE SOUTH AUSTRALIAN
FOOTBALLER

SANFL - Game Preview

YOUR WEEKLY "BIBLE" OF
SOUTH AUSTRALIAN FOOTBALL



Eagles v Glenelg

Maughan Thiem Kia Oval - 1:34pm



Bays in a thriller and look for double chance

A fortnight ago I lamented some predictable results through the middle of the SANFL season. Now, with three rounds to go, the door is ajar for six teams to fill five spots in the finals race. Sitting pretty atop the ladder, for now, are the Woodville West Torrens Eagles after overcoming a slow start to outmuscle the Roosters in an entertaining clash on Sunday.

They host Glenelg this weekend at Maughan Thiem Kia oval – Glenelg were the only other form team whose weekend went according to plan, accounting for the Bloods by reigning 21 goals on them from half of their 22 men.

It sets up a winnable game for Glenelg, who snuck past Norwood, the two teams trading 4th and 5th spot for some time now; they also have Sturt hot on their heels and South in their sights after Sturt roared back into contention with their 6 goal win over the Panthers.

This game is between two teams relatively assured of a finals berth. Zac Milbank reckons the eagles have one hand on the minor premiership, I reckon they have but a pinky finger. Should Glenelg win this they have the dogs straight after a do-or-die game against the Roosters, and Sturt after a do-or die-game against the Roosters, then Glenelg won't settle for a double chance – they'll be looking for the bye.


They will get there if their forward half can fire anywhere near as efficiently as last week. 11 individual goalkickers, six of them in the first quarter alone, combined for the highest output of the season, eclipsing Norwood's score against the same opponent back in round six. Marlon Motlop was the star with 4 goals and 20+ disposals, along with a half dozen teammates. Marlon's biggest haul last season was only 3 goals, yet they came in the Grand Final last year. He has not missed a game since round 5, when these two teams last met and he was held goalless, so expect another big game from the Larrakia forward.

Glenelg did not take more than their fair share of possession to share the scoring, these goals coming from 5 fewer clearances and 15 fewer marks than the Bloods, who now languish at the bottom of the ladder with three brutal matchups left.

The Eagles certainly will not allow them as many shots on goal, accounting for the Roosters by 50 touches, nearly 20 inside 50s, holding North Adelaide to 14 scoring shots, and holding them in second place, in a show of force against the predominant form team. Whereas Motlop and the Bays dined out last week, Jack Hayes dug in for the Eagles in producing a 3-goal haul, his one-two punch just before 3QT, and in time on in the 4th gave Woodville West Torrens much needed wiggle room at the top of the ladder.

Hayes only needed the 1 goal last these two teams met, back in round 5, which was a high scoring affair for his teammates and the tall timber across both teams, though the eagles held a cozy lead throughout the match. This tells me that some key Glenelg defenders will need to leave their matchups to take intercept marks, and the mids should consider going 'chaos ball' when they move forward. It is a buzzword in the AFL, but as we saw in the Western Bulldogs v West Coast Eagles game, it was an effective tactic against a team similar in name and style of play.

I reckon the bays will get up in a nail biter, and make a late charge to the top once more. **Glenelg by 1-12 points**



by
Nick Blewett



**SOUTHERN
TROPHIES**

**REWARDS
INTERNATIONAL**

rewardsinternational.com.au

Excellence in Recognition

Bringing you all the up-to-date
football stories from around
South Australia and Australia

THE SOUTH AUSTRALIAN
FOOTBALLER

YOUR WEEKLY "BIBLE" OF
SOUTH AUSTRALIAN FOOTBALL

SANFL - Game Preview



North Adelaide v Central District



Prospect Oval - 2:10pm

Roosters eager to snap a losing streak

North Adelaide will be eager to snap a two-game losing streak on Sunday when they host Centrals at Prospect Oval. The Roosters had opportunities over the last fortnight to claim top spot on the ladder, but they will have to settle for second after a disappointing two-point loss against Glenelg followed by a 25-point loss in the top of the table clash against The Eagles. The Bulldogs will come into the game carrying more confidence than they have all season after winning their first two games of the season over the last three weeks, including last week's upset over Norwood to potentially spoil their season. The Bulldogs will be feeling better than they have all year, but will that be enough to help them compete against one of the league's best teams?



by
Dan Crouch

The midfield battle will be one to watch closely in this match up, headlined by the league's disposal leader in James Boyd, who is averaging a whopping 31 touches per game. Boyd has been starring for more than 200 league games and appears to show no signs of slowing down, but can he find more support to take on a Roosters midfield who have consistently got the job done all year? North's midfield boasts former AFL players Harrison Wigg and Andrew Moore, who are both among the top 10 league's disposal leaders.

The Bulldogs' inability to keep teams off the scoreboard this season has cost them, and North will punish them if their defence isn't structurally sound. Centrals have allowed 940 points in their 11 games this season, which ranks dead last in the league. North Adelaide have allowed the second-fewest points this season with 697, while also outscoring Centrals for the season by 96 points. Although their defence has been a weak point, the scoring power of The Bulldogs can be competitive and has proven to be enough to outscore opponents.

Lewis Hender looms as another key player, as the forward has had another tremendous season with his ability to hit the scoreboard. He only managed to kick one goal in their last encounter with The Bulldogs earlier in the season, but with an average of more than two goals per game Hender will be a tough assignment for a poor Bulldogs defence. Ending the season as the league's leading goalkicker may seem a longshot for Hender at this point as he trails by nine goals, but he kicked a bag of seven earlier in the season and the feat certainly isn't out of the question for the man who leads the Roosters' forward line.

Although Centrals will be high on confidence after a couple of good wins, North Adelaide will go in as heavy favourites as they try to put an end to their losing streak and climb towards top spot on the ladder. I expect North to get out with the win on their own turf, but not without a solid fight from a Centrals team who are starting to click late in the season. **North Adelaide by 25-36 points**



San Marco Pizzeria specialize in a traditional thin and crispy crust pizza base with fresh gourmet toppings sure to please everyone. Gluten free available.

193 Payneham Road, St Peters, SA 5069

Website: sanmarcopizzeria.wixsite.com/sanmarcopizzeria

Phone: 8362 1118




PURPOSE /VISION

To provide a multifaceted range of unique and compassionate services that offer hope and opportunity to those facing personal challenges and hardship

For ONE Life Community Assist, empowering people today can mean providing crisis care individualised support, re-skilling, acquiring new life skills and assistance in finding employment.

📍 **At ONE Life Community Assist, people are treated with honour and respect. 📍**

Our aim is to provide a multifaceted range of unique and compassionate services that offer hope and opportunity to those facing personal challenges and hardship.



Current Services / Programs

Chaplaincy | Unemployment Support
Community Computers | Internet access
Op Shop | Work For the Dole Projects
Youth | Youth Adult Programs | Life Coaching
Community Leadership College | Cafe
Referrals to Professional Counselling
Wednesday Free Food give away
from 1.00 - 2.00pm

To Make a tax-deductible Donation

Account: ONE Life Community Assist
Bsb: 035 047 Account: 470595 Or Text ONELIFE to 0488 202 202
Please email us at info@communityassist.org.au your details so we can send you a tax deductible receipt ABN. 92 138 770 626

To know more:

www.communityassist.org.au

Ozdealz

*Great Products at
Huge SALE Prices*



*Lots More Online - For Everyone
Ladies, Men, Kids, Pets, Household*

www.ozdealz.com.au

Bringing you all the up-to-date
AFL and SANFL football stories from
around South Australia and Australia

THE SOUTH AUSTRALIAN
FOOTBALLER

YOUR WEEKLY "BIBLE" OF
SOUTH AUSTRALIAN FOOTBALL

SANFL - LEAGUE

Simply click on the jumper of your favourite SANFL club and all the up-to-date information will appear on your club's website



SANFL League - Premiership Ladder

TEAM	P	W	L	D	FOR	AGN	%	PTS
1 Eagles	11	9	2	0	846	580	59.33	18
2 North Adelaide	11	8	3	0	799	697	53.41	16
3 Glenelg	11	7	4	0	891	803	52.60	14
4 South Adelaide	11	6	5	0	809	709	53.29	12
5 Norwood	11	5	6	0	812	836	49.27	10
6 Sturt	11	5	6	0	678	713	48.74	10
7 Central District	11	2	8	1	703	940	42.79	5
8 West Adelaide	11	1	9	1	668	928	41.85	3

SANFL League - Leading Goalkickers

Player	Team	Games	Goals	TIBP	MGG
Liam Mcbean	Glenelg	11	32	3	5
James Rowe	Eagles	11	31	4	4
Lewis Hender	North Adelaide	11	23	2	7
Tom Pinyon	Norwood	11	23	4	4
Jake Von Bertouch	Eagles	11	19	1	4
Luke Reynolds	Glenelg	11	18		3
Kym Lebois	North Adelaide	11	16	3	3
Matthew Panos	Norwood	11	16	4	4
Samuel Overall	South Adelaide	11	16	3	3
Thomas Keough	West Adelaide	11	16	4	5
Eamon Wilkinson	South Adelaide	11	15	2	3
John Butcher	Central District	8	15	3	5
Beau McCreery	South Adelaide	11	14		3
Darcy Bailey	Glenelg	11	14		3
Jack Hayes	Eagles	10	14	3	3
Jake Sutcliffe	Sturt	8	14	2	6
Liam Fitt	South Adelaide	10	14	1	3
Justin Hoskin	Central District	10	13	3	6
Richard Douglas	Norwood	11	13	5	3
Tristan Carcuro	Eagles	9	13		4
Mitchell Grigg	Norwood	11	11	1	2
Mitchell Harvey	North Adelaide	11	11	1	4
Christopher Olsson	Central District	11	10	3	3
Isaac Johnson	West Adelaide	11	10	3	3
Jordan O'Brien	Central District	8	10	2	2
Nicholas Hayes	Eagles	11	10	2	3
Peter Bampton	Norwood	11	10	2	4

EACH SANFL CLUB HAS PAGES IN THIS MAGAZINE EVERY WEEK SO THEIR SUPPORTERS CAN KEEP UP-TO-DATE WITH CLUB FUNCTIONS AND EVENTS

This weekends big round of matches

ROUND 12

Friday 11 September

West Adelaide v South Adelaide Hisense Stadium 7:20pm
Norwood v Sturt Coopers Stadium 7:40pm

Saturday 12 September

Eagles v Glenelg Maughan Oval 1:34pm
North Adelaide v Central District Prospect Oval 2:10pm



We pay you or your Club **CASH** for cans, bottles and scrap metal!

9 CONVENIENT LOCATIONS

We can collect from your club
Profits support Scouts SA
src@scoutrecycling.com.au

8285 8500



Scout Recycling Centre

LEAGUE

THE FINAL SCOREBOARD



Sturt 11.14-80
South Adelaide 7.5-47
Sturt

Goal Kickers: A. Johnson 2, M. Evans 2, H. Morrison, O. Grivell, S. Colquhoun, J. Henderson, J. Battersby, J. McEntee, T. Lewis
 Best Players: S. Colquhoun, J. Henderson, G. Page, J. Battersby, T. Lewis, C. Voss



South Adelaide
 Goal Kickers: J. Cross 2, J. Horne, N. Schwarz, M. Broadbent, H. Sampson, S. Overall
 Best Players: P. Hunter, M. Broadbent



Central District 15.8-98
Norwood 13.7-85

Central District
 Goal Kickers: J. Butcher 5, C. Olsson 3, C. Mclean 2, J. O'Brien 2, J. Toner, J. Marsh, B. Nason
 Best Players: F. Fort, J. Boyd, C. Olsson, B. Nason, J. Marsh, J. Butcher



Norwood
 Goal Kickers: M. Panos 3, T. Pinyon 2, M. Grigg 2, M. Nunn, D. Barry, W. Abbott, C. Gerloff, P. Bampton, N. Rokahr
 Best Players: R. Douglas, M. Panos, M. Nunn, M. Wilkins



Glenelg 21.9-135
West Adelaide 8.13-61
Glenelg

Goal Kickers: M. Motlop 4, L. McBean 3, L. Reynolds 3, C. Nicholson 2, J. Yates 2, D. Bailey 2, J. Kluske, L. Partington, M. Allen, R. Kuller, C. Park
 Best Players: L. Partington, M. Snook, M. Motlop, A. Bradley, C. Nicholson, C. Park



West Adelaide
 Goal Kickers: B. Turner, T. Keough, L. Hupfeld, C. Fairlie, K. Stevens, D. Willsmore, J. Koster, T. Morrish
 Best Players: T. Keough, L. Hill, D. Willsmore, J. Koster, A. Parrella, H. Haysman



Eagles 10.9-69
North Adelaide 6.8-44
Eagles

Goal Kickers: J. Hayes 3, J. Tsitas, J. Rowe, J. Toumpas, J. Wehr, J. Redden, M. Goldsworthy, J. Von Bertouch
 Best Players: J. Hayes, J. Tsitas, R. Mansell, J. Toumpas, J. Sinor, S. Rowland



North Adelaide
 Goal Kickers: K. Miller, H. Wigg, R. Young, L. Hender, F. Szekely, J. Allmond
 Best Players: C. Combe, M. Clisby, E. Chalmers, J. Allmond, H. Wigg, F. Szekely



SHINY BRIGHT

OUR LAUNDRY SERVICES

IRONING SERVICES

WASH DRY & FOLD SERVICES

DRY CLEANING

ALTERATION

PICK UP & DELIVERY SERVICES



High Quality Laundry & Ironing in Adelaide

OUR LOCATION

SHOP 3,
 476 PORTRUSH ROAD,
 LINDEN PARK,
 5065, SA



get in touch

0415 087 298
 aseesdeep@gmail.com

Bringing you all the up-to-date
AFL and SANFL football stories from
around South Australia and Australia

SANFL - RESERVES

THE SOUTH AUSTRALIAN
FOOTBALLER

YOUR WEEKLY "BIBLE" OF
SOUTH AUSTRALIAN FOOTBALL

Simply click on the jumper of your favourite SANFL club and all the up-to-date information will appear on your club's website



SANFL Reserves - Premiership Ladder

TEAM	P	W	L	D	FOR	AGN	%	PTS
1 Central District	11	10	1	0	1018	547	65.05	20
2 Eagles	11	9	2	0	845	554	60.40	18
3 Sturt	11	7	4	0	754	571	56.91	14
4 North Adelaide	11	6	5	0	707	675	51.16	12
5 Glenelg	11	6	5	0	696	731	48.77	12
6 South Adelaide	11	3	8	0	660	781	45.80	6
7 West Adelaide	11	2	9	0	518	899	36.56	4
8 Norwood	11	1	10	0	499	939	34.70	2

SANFL Reserves - Leading Goalkickers

Player	Team	Games	Goals	TIBP	MGG
Harrison Morgan	Eagles	10	23	2	5
Nicholas Leck	Glenelg	11	20	5	4
Thomas Condon	Glenelg	9	19	2	8
Damon Robinson	Central District	10	17	1	4
Jak Goudman-Glasson	North Adelaide	8	15	1	3
Sam Barnett	Norwood	11	15	5	4
Zane Williams	Eagles	8	14	4	4
Lachlan Pascoe	Norwood	11	13	3	2
Mihail Lochowiak	Sturt	9	13		3
Mitchell Martin	Glenelg	11	13		2
Oliver Grivell	Sturt	8	13	5	3
Thomas Whittlesea	South Adelaide	6	13	4	4
Cooper Machin	South Adelaide	11	12	2	3
Matthew Mckenzie	West Adelaide	11	12	1	3
Nicholas Moore	Eagles	10	12	5	4
Jake McCreery	South Adelaide	11	11	3	3
Mitchell Mckelvie	Central District	8	11		2
Samuel Milne	Central District	10	11	2	5
Beau Schwarze	Sturt	7	10	1	2
Brett Kennedy	Central District	8	10	1	3
Dale Pearce	Eagles	10	10	1	2
Terrel Rigney	North Adelaide	11	10		2
James Langley	North Adelaide	11	9	4	3
James Richards	Sturt	7	9		3
Christopher Barns	North Adelaide	9	8	2	3
Hamish Ellem	West Adelaide	6	8	2	3
Jackson Elmes	South Adelaide	10	8	1	3

EACH SANFL CLUB HAS PAGES IN THIS MAGAZINE EVERY WEEK SO THEIR SUPPORTERS CAN KEEP UP-TO-DATE WITH CLUB FUNCTIONS AND EVENTS

This weekends big round of matches

ROUND 12

Friday 11 September

West Adelaide v South Adelaide Hisense Stadium 4:50pm
Norwood v Sturt Coopers Stadium 5:00pm

Saturday 12 September

Eagles v Glenelg Maughan Oval 11:00am
North Adelaide v Central District Prospect Oval 11:30am

THE WEEK
AHEAD

THE WEEK
AHEAD

Fully immersive, active experiences
throughout Europe.

Cycling Tours | Walking Tours | Bike & Barge
Exploring & Culture Tours | Self-Guided

SLOW TOURS

info@slowtours.com | slowtours.com



RESERVES

THE FINAL SCOREBOARD



Sturt 9.9-63
South Adelaide 10.8-68

Sturt

Goal Kickers: J. Richards 3, T. Emmett 2, H. Weeks, J. Shute, C. Allan, H. Latchford
Best Players: R. Illman, J. Thiele, T. Emmett, J. Penfold, D. Gore, W. Coombas

South Adelaide

Goal Kickers: T. Whittlesea 4, T. Illingworth 2, P. Spicer 2, L. Hoey, D. Freitag
Best Players: T. Whittlesea, L. Hoey, C. Machin, P. Spicer, M. Karpany, T. Oliver



Central District 15.11-101
Norwood 5.4-34

Central District

Goal Kickers: E. East 3, N. Lange 2, C. Dahms 2, A. Rigney 2, B. Lake, N. Gillard, B. Kelly, F. Pisani, S. Milne, D. Robinson

Best Players: D. Haydon, N. Madden, J. Brown, E. East, R. Cannizzaro

Norwood

Goal Kickers: S. Barnett 4, M. Cavallaro

Best Players: J. Spence, J. Saunders, T. Martin, J. Heard, S. Barnett, B. Carroll



Glenelg 7.9-51
West Adelaide 11.11-77

Glenelg

Goal Kickers: A. Kitschke 2, T. Schott, T. Murphy, B. McRae, L. Edwards, M. Martin
Best Players: B. McCarthy, J. Edwards, A. Cole, M. Merrett

West Adelaide

Goal Kickers: K. Martin 2, A. Rana 2, M. McKenzie 2, R. Stevens, T. Harris, A. Sareen, B. Chamberlain, P. Fairlie

Best Players: J. Cleeland, A. Rana, B. Chamberlain, P. Fairlie, A. Forbes, Z. Wooldridge



Eagles 9.7-61
North Adelaide 9.18-72

Eagles

Goal Kickers: H. Morgan 3, T. Carcuro 2, L. Beecken, J. Weidemann, D. Pearce, N. Moore

Best Players: W. McPherson, L. Hoile, L. Sharrad, M. Mead, J. Firns

North Adelaide

Goal Kickers: D. Nixon 2, T. Rigney 2, J. Neade, J. Langley, P. Davies, C. Barns, H. Magor

Best Players: D. Hilder, P. Davies, J. Langley, M. Slee, D. Nixon, K. Parnell



STEVEN CLAY

0406 385 853

✉ admin@snagwagon.com.au

🌐 snagwagon.com.au

📘 FIND US ON FACEBOOK

fb.me/snagwagon



Snag WAGON

AUSTRALIA'S FAVOURITE SNAGS ON THE GO

SMOKO / LUNCH
 CONSTRUCTION SITES
 SPORTS EVENTS
 PRIVATE FUNCTIONS
 HIRE THE WAGON

Bringing you all the up-to-date
AFL and SANFL football stories from
around South Australia and Australia
SANFL - UNDER 18's

**THE SOUTH AUSTRALIAN
FOOTBALLER**
YOUR WEEKLY "BIBLE" OF
SOUTH AUSTRALIAN FOOTBALL

Simply click on the jumper of your favourite SANFL club and all the up-to-date information will appear on your club's website



SANFL Under 18's - Premiership Ladder

TEAM	P	W	L	D	FOR	AGN	%	PTS
1 Norwood	11	8	3	0	871	632	57.95	16
2 Sturt	11	8	3	0	893	659	57.54	16
3 South Adelaide	11	7	4	0	855	679	55.74	14
4 Eagles	11	6	5	0	861	758	53.18	12
5 North Adelaide	11	6	5	0	781	747	51.11	12
6 Glenelg	11	5	6	0	810	865	48.36	10
7 Central District	11	3	8	0	601	930	39.26	6
8 West Adelaide	11	1	10	0	576	978	37.07	2

SANFL Under 18's - Leading Goalkickers

Player	Team	Games	Goals	TIBP	MGG
Brayden Cook	South Adelaide	9	17	7	5
Jack Wheare	Eagles	8	16	2	4
Zabien Parker-Boers	Sturt	7	16	2	7
Cooper Murley	Norwood	11	15	8	3
Finn Heard	Norwood	5	15	4	5
Jordan Opperman	Sturt	11	15	1	3
Morgan Ferres	Sturt	4	15	3	6
Hugo Hoeck	South Adelaide	9	14	1	4
Jay Watson	Eagles	11	12	3	3
Liam Hamilton	South Adelaide	9	12	2	5
Lucas Schultz	Glenelg	4	12	1	5
Luke Young	West Adelaide	10	12	4	3
Shaun Bennier	North Adelaide	5	12	1	4
Tom Emmett	Sturt	5	12	3	4
Leo Coates	North Adelaide	11	11	3	2
Tariek Newchurch	North Adelaide	8	11	2	3
Cody Gilchrist	Central District	8	10	3	4
Jackson Murphy	Norwood	11	10	2	3
Jordan Kasianowicz	Eagles	9	10		2
Liam Nye	South Adelaide	11	10	3	3
Luke Heitmann	West Adelaide	10	10	4	3
Phoenix Spicer	South Adelaide	9	10	3	2
Aiden Holland	Sturt	11	9	2	2
Elliott Mcnamara	North Adelaide	7	9	2	6
Mani Liddy	Sturt	11	9	4	2
Marcus Roberts	Norwood	9	9	2	2
Matthew Borg	North Adelaide	11	9	8	3

EACH SANFL CLUB HAS PAGES IN THIS MAGAZINE EVERY WEEK SO THEIR SUPPORTERS CAN KEEP UP-TO-DATE WITH CLUB FUNCTIONS AND EVENTS

This weekends big round of matches



ROUND 12

Saturday 12 September

Glenelg v Eagles	Ach Group Stadium	11:30am
South Adelaide v West Adelaide	Flinders Stadium	11:30am
Sturt v Norwood	Peter Motley Oval	11:30am
Central District v North Adelaide	X Convenience Oval	11:30am



Stockowners Shearing Australia
Rimek Pty Ltd Trading as
ACN 092 378 482 A8N 43 092 378 482
25 Lindsay Road, Lonsdale SA 5160
PH (08) 8321 9155
www.stockowners.com.au
Email: info@stockowners.com.au

Lister Super Shear **Dominator** MOFFAT-VIRTUE
WOOL PRESS WIDEGRIND

ALL SHEARING NEEDS FOR FARMERS AND SHEARERS



Rick 0427 837 310

UNDER 18

THE FINAL SCOREBOARD



Glenelg 16.3-99
West Adelaide 13.7-85

Glenelg

Goal Kickers: C. Perks 6, J. Davis 2, H. Window 2, H. Brokensha 2, W. Walker 2, J. Virtanen, J. Robbie
Best Players: S. Potter, C. Perks, H. Wright, J. Sigal, H. Window

West Adelaide

Goal Kickers: L. Young 3, I. Zinndorf 3, S. Baltagie 2, D. White, T. Faulkner, L. Baker, L. Heitmann, C. Richardson
Best Players: L. Young, J. Sinderberry, K. Sherlock, I. Zinndorf, C. Richardson, D. Henty-Smith



Norwood 17.16-118
Central District 4.7-31

Norwood

Goal Kickers: H. Nelligan 3, C. Murley 3, T. McDonald 3, N. Maunder 3, J. Murphy 2, L. Falco, C. Jones-Bobridge, J. McDonald

Best Players: H. Nelligan, C. Murley, B. Haebich, S. Duke, J. Murphy, N. Maunder

Central District

Goal Kickers: M. Fraser, A. Mudge, B. Pain, J. Kotsano

Best Players: M. Borlace, B. Tuck, L. Mondello, T. Hahn, C. Gilchrist



South Adelaide 10.7-67
Sturt 11.10-76

South Adelaide

Goal Kickers: B. Cook 2, L. Hamilton 2, D. Brown, K. Marshall, W. Verrall, J. Snelling, H. Hoeck, A. Draper

Best Players: A. Draper, M. Clifton, S. Hindes, J. Little, D. Brown, B. Cook

Sturt

Goal Kickers: R. Rigney 3, J. Opperman 3, M. Liddy 2, T. Powell, J. Ferrari, K. Tucker

Best Players: T. Powell, N. Grieve, C. Fryer, J. Opperman, A. Holland, B. Higgins



North Adelaide 12.9-81
Eagles 11.11-77

North Adelaide

Goal Kickers: S. Bennier 3, T. Newchurch 2, L. Coates 2, B. Manning, Z. Santillo, J. Davison, E. McNamara, H. Harrison

Best Players: Z. Santillo, B. O'Loughlin, T. McKenzie, M. Borg, J. Davison, I. Keeler

Eagles

Goal Kickers: J. Wheare 3, Z. Phillips 2, J. Kasianowicz 2, C. Pitman, H. Smith, J. Watson, W. Neumann

Best Players: B. Thomson, J. Burgoyne, H. Dawkins, Z. Phillips, H. Smith, J. Wheare



The Barossa's
only All Day
Dining Venue

Vine Inn
BAROSSA
Community Hotel

14-22 Murray Street,
Nuriootpa, South Australia
Phone: 08 8562 213
Email:
reservations@vineinn.com.au
Website: vineinn.com.au

The Mantis file

Rebuilding stage for Adelaide Crows

The Crows, who attained their first win of the season against Hawthorn last week, showed a glimpse of the prideful footy that we've seen them play in the past. Crows play their best when they show that type of aggression like they did, and most importantly, when they start to dominate clearances. However, it is no mystery that both the Crows and Hawks are undergoing a rebuild stage with their sights keen on the AFL Draft.



by
Foti Mantis

Depending if the Crows trade or not, they will get this year's first pick in the draft. However, they probably could not have chosen a worst year to get it. Although South Australian football has continued, other states, like Victoria and New South Wales, have cancelled their local and state competitions. That means the Crows will have a limited choice of players to consider, and will probably have to use their pick to fill in a hole in their squad, rather than choosing the most promising and talented player.

As for trades and transfers, the Crows will probably lose a few more key players. Although the Tex has not been in the best form, he is still an important player for the Crows who acts as the glue of their forward line. Brad Crouch, on the other hand, is on the ropes. No one questions the fact that he is a star midfielder, but I think he's done all he can at the Crows, and it would be a waste of talent for the young gun to remain with Adelaide through a rebuilding phase. And, as Crouch will be a restricted free agent, the Crows could end up being compensated with the second pick in the draft too. Also, it seems Rory Atkins has already expressed his interest in free agency, adding to the list of key players the Crows will lose. But, to reiterate, these are, or will be, important moves for the Crows in their rebuilding stage.

Having debuted the most number of players for any team this year, the Crows have shown that their top priority is to advance youth players to the first team for experience and improvement. Players like Will Hamill, Lachlan Scholl, Shane McAdam, Andy McPherson and Harry Schoenberg are sure to be names that we will see in a few years when the Crows grow passed this rebuilding stage. To add to this, the Crows are looking at Jackson Hatley from the Giants, who seems to be a young midfielder that isn't getting any game time in Sydney.

This will definitely remain a theme through the post-season, as the Crows aim to make their youth the core of the team. As for the rest of this season, I think Adelaide can muster one more win. It won't come easy, but it's crucial for the confidence of the players, and will give fans something to be happy about for this dreadful season.

Almerita Station
**OUR FARM
YOUR
EXPERIENCE**

SHEARERS QUARTERS ACCOMMODATION
AND
PRIVATE BUSH CAMPSITES

TALK TO US
PHONE 08 8658 9076
info@almeritastation.com.au
www.almeritastation.com.au

Facebook and Twitter icons.

INSIDE **THE LOCKER ROOM** WITH KAYLA

Is the Brownlow Medal really the best individual honour?

The Brownlow Medal is AFL's night of all nights. It has all the glitz and glamour of a red carpet event as players, partners, AFL staff, coaches, and former winners come together to celebrate. As viewers we speculate, perhaps placing bets between families and friends, about who will take out the medal. We judge every dress that walks down the red carpet, vocalising our opinions to those watching with us. Most of all, it is a night to reflect on the season that was and kicking off the excitement of Grand Final week.



by
Kayla Voss

However, while we hype up the night and the event is celebrated in style, is it a true reflection of who played the most consistent and compelling season? The Brownlow medal is an award presented to a player who received the most votes according to the umpires. While the umpires are a critical part of the game, are they necessarily the best people to determine the best player for the season? The field umpires are heavily involved in the game, but it is not their job to study other teams and players. Their opinions and voting decisions are dictated only by what they see, which you can argue is not the most credible voting source. Umpires are focused on enforcing the rules of the game, and even then they don't get it right 100 per cent of the time.

It is a fair argument to suggest that coaches and players are in a better position to determine the most valuable player of the season. Sure, they are involved in how the game unfolds, and more aware of the oppositions movements. But, if anything, it is the extensive analysis that coaches and players do before, during and after that puts them in the best position.

Players and coaches awards already exist. The Leigh Matthews Trophy and the AFL Coaches Association Champion Player of the Year are determined by the players and coaches respectively. So why is the Brownlow Medal considered the AFL's highest individual honour? As a player, I imagine being voted by your peers and expert coaching staff throughout the AFL would feel like a greater achievement. If the same player won all three awards every year then this argument is pointless, but the awards often have different results. For example, in the past 20 years, the Brownlow medallist winner/s and the Leigh Matthews Trophy winner were different (in the same season) 11 times. The differing results certainly suggest different approaches in determining the AFL's most valuable player.

Either way the Brownlow Medal is an AFL tradition that will evolve with our game, and the prestige of the night cannot be argued, even if it is influenced. It is a night which celebrates the best players of our game, while also including the legends of old. As the 2020 season draws closer to finals, the Brownlow Medal predictions will start firing up. It will certainly be a Brownlow to remember as COVID will change the dynamic of the night.

Honouring Lives

Blackwell Funerals is dedicated to supporting you at your time of need by offering personalised funeral options.

Our funeral directors are with you every step of the way, listening, keeping you informed and guiding you through the process to honour the life of your loved one.



Blackwell Funerals
Honouring Lives

1300 662 172
blackwellfunerals.com.au



Amato's 5th Quarter

Still reason to fly as 1 in 21

On the eve of Round One 2020, it was assumed Adelaide would endure a difficult season, but to be 1-13 with only three games remaining was far the expectations of the football world. Albeit a young and emerging club, the Crows have suffered their lowest fall in club history. Unless they win the next three games against Greater Western Sydney, Carlton and Richmond, and North Melbourne continue losing, they will almost certainly miss the finals for a record-equalling third consecutive season, and also 'win' their maiden wooden spoon.



by
Daniel Emilio Amato

With up and coming, young talent in Darcy Fogarty, Elliott Himmelberg, Fischer McAsey, Harry Shoenberg, Lachlan Murphy, Tyson Stengle, Riley O'Brien and Shane McAdam expected to play major minutes this season. As well as retaining a strong nucleus of experienced players in the Crouch brothers, Bryce Gibbs, Daniel Talia, David Mackay, Luke Brown, Rory Sloane, Taylor Walker and Tom Lynch, it was not unrealistic for Adelaide fans to expect a competitive side, certainly capable of producing more than one win. It is now obvious, rookie coach Matthew Nicks has a lot of shuffling to do over the pre-season.

While the Crows had a well-known 'clean out' last year with the departures of Andy Otten, Eddie Betts, Josh Jenkins, Richard Douglas, Sam Jacobs and the like, it seems this may need to happen again. Bryce Gibbs and David Mackay both appear to be in their final seasons, expected to be shown the door. Brad Crouch seems more likely to seek a move to Victoria than not, but the Crows should be aiming to keep Matt, who struggles to avoid the 'trade-talk.' While Talia and Sloane are still valuable enough in their positions and impact on the team, and it is likely Tom Lynch will return for 2021, Taylor Walker is the sentimental one.

While no one can deny the contribution Walker has made for Adelaide both on and off the field, captaining the team through its darkest time of 2015 with the tragic death of Phil Walsh, and two years later being just the second man in club history to captain them into a Grand Final, it seems the best has passed for Tex. While he is the heart and soul for Adelaide, it is not about Walker anymore, he is realistically not going to be part of the Crows next premiership, which is not a strong prospect for at least 4-8 years. Where it is different in respect to Talia and Sloane, Walker is unfortunately taking the position away from either Darcy Fogarty or Elliot Himmelberg, who over the next decade are going to be the central of Adelaide's attack, along with Murphy and Stengle.

While Fogarty and Himmelberg are still developing, they need to be given maximum game time for hands-on experience to learn their craft and create chemistry between one another. While it seems unlikely at this stage, the two could eventually form a dynamic duo similar to that of a



Café di Roma

116a Prospect Road Prospect,
South Australia 5082
+61 8 8342 6040
cafediromapropect@gmail.com



Amato's 5th Quarter

Still reason to fly as 1 in 21

Hawthorn 'Franklin-Roughead', capable of kicking 40-80 goals per season each. This cannot be done if Taylor Walker is in the way, either physically taking their spot or being seen by midfielders and defenders as the 'go-to-man'. A prime example of where this works is last season's dropping and eventual trading of Sam Jacobs, who for years was Adelaide's lead ruckman. The club finally made the decision to play Riley O'Brien instead, which has paid dividends and he is now beginning to flourish.



by
Daniel Emilio Amato

Adelaide has historically had a difficult time moving on, ten years ago they continued to play the ageing likes of Andrew McLeod, Brett Burton, Simon Goodwin and Tyson Edwards over the young Daniel Talia, Patrick Dangerfield and Rory Sloane types, this was part of the reason they endured 11th and 14th finishes in 2010-2011. They waited too long and were subsequently forced to field a side of 18 year old's with no experience, after those older players all retired at the same time, and they had not previously tried the young talent evenly with consistent pace.

Adelaide are in a tough spot now, part of that is again holding on to those older players too long, then departing them at once and being forced to field too many younger players all at once without even progression. Next season, Matthew Nicks will surely need to see his side win significantly more games, or else he too could be in a spot of bother. As long as Crows fans can see the younger players out there, with a decent nucleuse of experience in the correct places, there is still reason to fly as one.



**The
Adelaide
Crows
slogan
WE FLY
AS ONE**



FOOTBALL - IT'S A FORM OF
MATING RITUAL.*

*Hurling, 1991

Movie Fundraisers & Club Socials

More seats than any other cinema in Adelaide means you can 'stack the cash' for your Club at your next movie fundraiser. You can also get social with discounted rates for groups of 10 or more.

- »» 750 SEATS
- »» NEW RELEASE MOVIES
- »» LICENSED CANDY BAR
- »» HAIGH'S CHOCOLATES
- »» NEWLY RESTORED
- »» FULLY ACCESSIBLE

Contact 8272 1177 | events@capri.org.au | capri.org.au

C
A
P
R
I

INSIDE THE LOCKER ROOM WITH KAYLA

The race for the top eight

The race for finals is tight. The ladder position for every team is uncertain. We are down to the final five games before the 2020 finals campaign kicks off. At this point in the season, every fan is doing the math and predicting their teams chance of playing finals. However, one can never predict what is going to happen. 'Easy' games can turn into a team's nightmare and loss of momentum can kick a team out of the eight if other results go against you.



by
Kayla Voss

We almost witnessed nightmare results for Port Adelaide, Geelong and West Coast. While all three teams are in a safe spot to play finals, losing games you are expected to win is crushing for momentum. West Coast have the best argument for their 12-point win; GWS are a threat when they play their best footy, but their inconsistency is why they sit at 11th. However, Port Adelaide and Geelong played 15th and 18th respectively. Geelong managed to put the crows away in the fourth quarter to win comfortably by 28 points. Yet, the third quarter margin was only 9 points in Geelong's favour. Port Adelaide, on the other hand, had to fight until the final siren. Hawthorn had transformed their on-field behaviour by taking on their 'unsociable' label from their glory days, which proved a task for ladder leaders Port. Port only just escaped from a loss to the Hawks after a combined effort from Scott Lycett, Zak Butters and Ollie Wines to produce a goal in the final two minutes.

The teams at the top of the table are tasked with finishing off their season strongly against teams sitting comfortably below them. All four teams are facing games over the final five rounds which they are expected to win, especially with a bye in the next two weeks to recover.

Meanwhile, teams hovering around the eight spot cut-off are facing a tough battle over the coming weeks. Desperation is the key to securing those final spots up for grabs. Who can string together consistent performances, and who wants it more? Also, who deserves to be there come finals? From 6th position to 11th, the battle for top eight is tight; only two games separate 6th from 11th. St Kilda, Western Bulldogs, Collingwood, Melbourne, Carlton and GWS are the six clubs hanging closely around the top eight cut-off. During the final home and away rounds these clubs need to prove why they should play finals football.

Out of all six teams, St Kilda deserve a spot the most. After finishing 14th last year, they have taken on board new coaching leadership and produced a fresh style of football. The Saints are exciting to watch and have developed brilliantly under Brett Ratten, especially young players like Max King.



CENTRAL STATION PHARMACY

4/52-54 HINDLEY STREET, STATION ARCADE, ADELAIDE SA 5000

THE CLOSEST PHARMACY LOCATED TO THE ADELAIDE OVAL
INSIDE THE STATION ARCADE UP THE HALL FROM ADELAIDE
CBD RAILWAY STATION

OPENING HOURS
MON-FRI 7:00AM - 6:30PM
SATURDAY 8:00AM - 4:30PM

WE HAVE A LARGE RANGE OF
FIRST AID SUPPLIES

Call us and one of our very friendly staff would be happy to help you

(08) 8231-8834

WE LOVE TO CARE FOR YOU

BBX

INSIDE THE LOCKER ROOM WITH KAYLA

The race for the top eight

Western Bulldogs and Collingwood share similar fates at the moment; their inconsistency is the biggest challenge in the final rounds. Collingwood in particular have proven over the past three years that they are a force to be reckoned with when they are at their best. However, injury issues have not helped in their efforts to provide more consistent football.



by
Kayla Voss

Finally, Melbourne, Carlton and GWS are sitting just outside the top eight. If results go their way, there is no reason these clubs will not play finals football. However, it is a question of whether or not they should. Melbourne, while they are the closest to breaking the eight, have produced some of the worst performances of football this year. If they can prove they are back on track then there is no reason they do not deserve a spot. They certainly have the personnel required to produce good, exciting football.

GWS and Carlton have similar fixtures in terms of difficulty. So it will be whoever can prove their worth. However, Carlton lack the experience required to make a run for the finals after battling for so many years. While GWS will be looking to return to the finals stage after a disappointing finish last year against Richmond.

Either way, the battle for the final top eight spots is well and truly a tough one. No doubt, these teams will be fighting hard to secure a place in finals and, ultimately, a chance to contend for the 2020 premiership.

St Kilda are one club who are in the race for the eight



Gawler Arcade - Shop 4b/124 Murray St
Gawler SA 5118

Phone: (08) 8504 7728

Website: christieroberts.com.au

Email: admin@christieroberts.com.au

A week in football with Madi

The pride of South Australia is not the mighty Adelaide Crows

It's been a difficult year for all clubs this season, but it seems no team more so than the Adelaide Crows have buckled under the pressure of fly-in-fly-out games, hubs and a compressed fixture. After losing many of their star players in the off-season including Eddie Betts, Cam Ellis-Yolmen, Alex Keath, Josh Jenkins and Sam Jacobs, the Crows said they would begin a rebuild, but no one could have expected this.



by
Madison Mifsud-Ure

The Crows have gone from top to bottom in just three years. When there are only two South Australian teams in the competition the chances of them being on completely opposite sides of the ladder is extremely rare. So when your cross-town rivals Port Adelaide are the ladder-leaders while the Adelaide Crows are 18th and bottom there really isn't much to smile about.

It's been a challenging season for Crows fans to watch loss after loss after loss. Their performance against the Sydney Swans in Round 1 was probably their best and most convincing chance of taking home the win, but need I remind you that too was a loss. Rory Laird has been one of the few positives to take away from their games. He has been excellent on the field since moving to the midfield providing pressure to a side with very little and was the leading disposal winner against the Pies in Round 11 with 37 possessions for the night.

Laird has really led the way of this youthful side. Unfortunately, that's where the good news ends.

The Adelaide Crows have made several changes to their list, recruiting Ben Keays ex-Brisbane player, Ben Crocker ex-Collingwood player and former Port Adelaide ruckman Billy Frampton. Rookie Ben Keays has been quite serviceable after spending most of his AFL career playing in the reserves at Brisbane.

The Crows have had an AFL-high eight debutants and used 37 players across the course of the season, which is more than any other club. While it has been excellent to give so many young players more experience in the AFL and more opportunity to develop, it does seem odd that some of their more-experienced players are not making the team. Now when a player like Bryce Gibbs and even Billy Frampton to an extent, cannot even make the team when that team is losing every week, something must be wrong. Especially when these two players would give the Crows a boost in two areas they seem to be lacking in, a target inside-50 and a strong, clearance-winning midfielder.

This season the Crows have had many big outs, with Rory Sloane, Taylor Walker, Tom Doedee, Daniel Talia, Tom Lynch, Brad Crouch, Wayne Milera, Riley Knight and Jordan Gallucci all sidelined for extended periods. The Crows have struggled in all areas on the field, their depleted list would not have helped but they just seem to be lacking, not running as hard, no consistency

Cinderella's Since 1990

YOUR FULL SPECTRUM SOLUTION TO FACILITY MANAGEMENT

COMMERCIAL CLEANING • CARPET CLEANING • EXIT/VACATE CLEANING • BOLON CLEANING
WASHROOM CLEANING • WINDOW CLEANING • BUILDERS CLEANING • YARD CLEANING

CONTACT US TODAY FOR A FREE NO OBLIGATION APPRAISAL!
WWW.CINDERELLAS.COM.AU

A week in football with Madi

The pride of South Australia is not the mighty Adelaide Crows

and are really struggling to string together four-quarters of tough, pressure-intense, contested and confident football. The Crows are rated 18th in the league in all major statistics culminating in points for and points against, which is very disappointing, especially given just a few years ago they had one of the best midfields in the competition. Injury concerns aside, the Crows need to completely change their game plan for the remainder of the season if they have any shot of winning a single game and not being the first club in 56 years to be winless for an entire season. They have to create contests, win clearances and set-up better defensively. They are only averaging four marks inside-50 a game and need to improve in the midfield exponentially. They are letting teams too easily take the ball out the middle and quickly move it into their (Crows') defensive-50 and score. Changes also need to be made off-field.



by
Madison Mifsud-Ure

It's been over 380 days since the Crows last secured victory and while it is a feat, it's one I'm sure they are not proud of. With a current record of zero wins and 12 losses, the question remains: will it be a winless season for the Crows? For some reason I have a feeling we might see them achieve the biggest upset this year, beating Geelong at home. Now you may ask why I would think that, but given the Crows are highly underestimated, they literally have nothing to lose, and they will want to prove everyone wrong, this might just be their game to win. Nevertheless, the Crows will no doubt finish bottom of the ladder and receive the wooden spoon for the first time in their 30-year history.

Country
Proud
·CLOTHING·

MENSWEAR · WORKWEAR
SCHOOLWEAR · WOMENSWEAR
MANCHESTER

18-20 EAST TERRACE LOXTON 8584 7225



SERVICING AUSTRALIAN CLUBS SINCE 1974!



AESS

Australian Embroidery
Screen Print &
Sublimation

AUSTRALIAN MADE AUSTRALIAN OWNED



MATCH APPAREL, TEAM MERCHANDISE



TROPHIES & CUSTOM MEDALLIONS



STUBBYS

ONLINE

CUSTOM DESIGN STUBBY HOLDERS



THE CREW

ADAM KNIGHT

0405 607 844 | 08 7132 0061
aknight@sportscentre.com.au

CHRIS SWANSON

0429 770 102 | 08 7132 0024
cswanson@sportscentre.com.au

TONI SHANNON

0429 882 731 | 08 7132 0025
toni@sportscentre.com.au

VICKI RENSHAW

0429 641 867 | 08 7132 0027
vicki@sportscentre.com.au

www.sportscentre.com.au

www.etches.com.au

www.australianess.com.au

www.stubbysonline.com

NATURAL

COMFORT + PERFORMANCE

*Live Life
Feet First!*



NATURAL FIT

Wide toe boxes let your toes spread and relax, with a **"Xero-drop,"** non-elevated heel for proper posture.



NATURAL FEEL

Low to the ground for balance and agility with a **just-right combination** of protection and ground feel.



NATURAL MOTION

Our patented FeelTrue soles let your feet bend and flex naturally, and we backed by our **5,000-mile sole warranty.**

XEROSHOES[®]
www.xeros.com.au

ADELAIDE CROWS IN 2020

ALL THE STATISTICS FOR EVERY CROWS PLAYER ON THE LIST IN 2020

No	Player Name	Games	Age	DOB	Height	Weight	Position
1	Jones, Chayce	14	20yr 6mth	14 Jan 2000	180cm	77kg	Forward
2	Crouch, Brad	89	26yr 6mth	14 Jan 1994	186cm	85kg	Midfield
3	Knight, Riley	54	25yr 3mth	27 Mar 1995	181cm	80kg	Forward
4	Murphy, Lachlan R	37	21yr 7mth	4 Dec 1998	176cm	76kg	Forward
5	Crouch, Matt	114	25yr 2mth	21 Apr 1995	182cm	80kg	Midfield
6	Gibbs, Bryce	266	31yr 3mth	15 Mar 1989	188cm	84kg	Midfield
7	Gallucci, Jordan	27	22yr 2mth	4 May 1998	182cm	78kg	Forward
8	Kelly, Jake	81	25yr 5mth	21 Jan 1995	190cm	89kg	Defender
9	Sloane, Rory	205	30yr 3mth	17 Mar 1990	182cm	83kg	Midfield
10	Poholke, Myles	13	22yr	10 Jul 1998	186cm	86kg	Forward
11	Seedsman, Paul	104	28yr 5mth	22 Jan 1992	190cm	87kg	Midfield
12	Talia, Daniel	192	28yr 9mth	2 Oct 1991	197cm	98kg	Defender
13	Walker, Taylor	194	30yr 2mth	25 Apr 1990	193cm	100kg	Forward
14	MacKay, David	221	31yr 11mth	25 Jul 1988	181cm	78kg	Defender Midfield
15	Hartigan, Kyle	103	28yr 8mth	7 Nov 1991	194cm	98kg	Defender
16	Brown, Luke	156	27yr 9mth	22 Sep 1992	181cm	81kg	Defender
17	Hamill, Will	4	19yr 7mth	17 Nov 2000	186cm	71kg	Defender
18	Stengle, Tyson	6	21yr 8mth	19 Oct 1998	172cm	73kg	Forward
20	Crocker, Ben R	30	23yr 4mth	19 Feb 1997	188cm	84kg	Forward
21	Atkins, Rory	100	26yr	12 Jul 1994	186cm	85kg	Midfield
22	Frampton, Billy	7	23yr 7mth	20 Nov 1996	200cm	90kg	Forward
23	McAdam, Shane	3	25yr 1mth	28 May 1995	181cm	78kg	Forward
24	Worrell, Josh	0	19yr 3mth	11 Apr 2001	195cm	74kg	Defender Forward Midfield
25	McHenry, Ned	5	20yr	13 Jul 2000	179cm	70kg	Midfield
26	Schoenberg, Harry	0	19yr 4mth	21 Feb 2001	180cm	78kg	Midfield
27	Lynch, Tom	145	29yr 9mth	15 Sep 1990	193cm	88kg	Forward
28	Keays, Ben R	35	23yr 4mth	23 Feb 1997	185cm	89kg	Forward
29	Laird, Rory	149	26yr 6mth	29 Dec 1993	177cm	81kg	Defender
30	Milera, Wayne	62	22yr 10mth	14 Sep 1997	184cm	81kg	Defender Midfield
31	Wilson, Patrick R	2	25yr 7mth	11 Dec 1994	188cm	89kg	Midfield
32	Fogarty, Darcy	17	20yr 9mth	25 Sep 1999	193cm	94kg	Forward
33	Smith, Brodie	173	28yr 6mth	14 Jan 1992	189cm	90kg	Defender
34	Himmelberg, Elliott	9	22yr 1mth	4 Jun 1998	198cm	96kg	Forward
35	McAsey, Fischer	5	19yr 4mth	8 Mar 2001	197cm	91kg	Defender
36	McPherson, Andrew	1	21yr	20 Jun 1999	186cm	79kg	Defender
37	O'Connor, Ronin	0	19yr 5mth	1 Feb 2001	191cm	85kg	Midfield
38	Sholl, Lachlan	0	20yr 4mth	7 Mar 2000	185cm	77kg	Defender
39	Doedee, Tom	26	23yr 4mth	1 Mar 1997	188cm	88kg	Defender
40	Davis, Ben	2	23yr 1mth	19 May 1997	187cm	85kg	Forward
41	Butts, Jordon R	0	20yr 6mth	31 Dec 1999	198cm	83kg	Defender
42	Taylor, Ayce R	0	19yr 9mth	26 Sep 2000	190cm	81kg	Defender
43	O'Brien, Reilly	26	24yr 10mth	20 Aug 1995	202cm	101kg	Ruck
44	Gollant, Lachlan	0	18yr 10mth	12 Sep 2001	191cm	72kg	Defender Midfield
45	Strachan, Kieran R	0	24yr 9mth	5 Oct 1995	204cm	95kg	Ruck

JO

NEW

FREE 1.7 OZ / 50 ML FOAMING TOY CLEANER!

FREE TOY CLEANER!

WITH EVERY PURCHASE OF A 4OZ H2O CLASSIC ORIGINAL LUBRICANT

systemjoaustralia.com.au

ADELAIDE CROWS IN 2020

2020 ADELAIDE CROWS - TACKLES PER GAME LEADERS

Rank	Name	Games	Average
1	Matt Crouch	13	4.23
2	Reilly O'Brien	14	4.00
3	Brad Crouch	9	3.89
4	Rory Laird	14	3.79
5	Rory Sloane	9	3.78
6	Ben Keays	13	3.46
7	Lachlan Murphy	11	3.45
8	Paul Seedsman	9	3.11
9	Shane McAdam	10	2.90
10	Ned McHenry	8	2.88
11	Jake Kelly	12	2.75
12	Darcy Fogarty	7	2.71
13	Ben Crocker	7	2.43
14	Myles Pohlke	5	2.40
15	Brodie Smith	13	2.38
16	Chayce Jones	12	2.17
17	Rory Atkins	4	2.00
17	Luke Brown	14	2.00
19	Andrew McPherson	6	1.83
20	Harry Schoenberg	5	1.80
21	Will Hamill	8	1.75
21	Elliott Himmelberg	8	1.75
23	Tyson Stengle	9	1.67

SOUTH AUSTRALIA'S PREMIER SPORTS MEDIA COMPANY

- Magazines • Live Broadcasting
- Videoing of Live Sporting events
- Internet TV and Radio • Publishing

STRALIA SPORTS.COM and HOSIE MEDIA
Phone 0404 846 412 www.straliasports.com

2020 ADELAIDE CROWS - EFFECTIVE DISPOSALS PER GAME LEADERS

Rank	Name	Games	Average
1	Matt Crouch	13	18.23
2	Rory Laird	14	16.14
3	Brad Crouch	9	13.00
4	Brodie Smith	13	12.54
5	Ben Keays	13	11.92
6	Tom Doedee	9	11.78
7	David MacKay	8	11.75
8	Paul Seedsman	9	11.56
8	Rory Sloane	9	11.56
10	Tom Lynch	11	11.00
11	Luke Brown	14	9.79
12	Andrew McPherson	6	9.00
13	Lachlan Sholl	5	8.20
14	Reilly O'Brien	14	8.14
15	Harry Schoenberg	5	7.40
16	Kyle Hartigan	9	7.11
17	Daniel Talia	12	7.08
18	Tyson Stengle	9	6.56
19	Lachlan Murphy	11	6.55

Get your **FREE**
copy of the
SA Footballer
emailed to you
each week

**Click here to
SUBSCRIBE
FOR FREE**

Hallett Law

- COMMERCIAL AND BUSINESS LAW
- CREDIT MANAGEMENT AND DEBT RECOVERY
- WORKPLACE LAW
- FAMILY LAW

47a Murray Street, Angaston • 0452 614 454



ADELAIDE CROWS IN 2020

2020 ADELAIDE CROWS - SCORE INVOLVEMENTS PER GAME LEADERS

Rank	Name	Games	Average
1	Matt Crouch	13	3.85
2	Shane McAdam	10	3.80
3	Harry Schoenberg	5	3.60
4	Tyson Stengle	9	3.56
5	Tom Lynch	11	3.55
6	Elliott Himmelberg	8	3.50
6	Billy Frampton	4	3.50
8	Ben Keays	13	3.46
9	Lachlan Murphy	11	3.36
10	Rory Sloane	9	3.33
10	Paul Seedsman	9	3.33
12	Ben Crocker	7	3.29
13	Rory Laird	14	3.21
14	Brodie Smith	13	3.08
14	Taylor Walker	12	3.08
16	Reilly O'Brien	14	2.86
17	Myles Pohlke	5	2.80
18	Brad Crouch	9	2.78
19	Darcy Fogarty	7	2.71
20	David MacKay	8	2.62
21	Andrew McPherson	6	2.17
22	Ned McHenry	8	2.12

SOUTH AUSTRALIA'S PREMIER SPORTS MEDIA COMPANY

- Magazines • Live Broadcasting
- Videoing of Live Sporting events
- Internet TV and Radio • Publishing

STRALIA SPORTS.COM and HOSIE MEDIA
Phone 0404 846 412 www.straliasports.com

2020 ADELAIDE CROWS - CLEARANCES PER GAME LEADERS

Rank	Name	Games	Average
1	Brad Crouch	9	5.00
2	Matt Crouch	13	4.46
3	Rory Sloane	9	3.67
4	Ben Keays	13	3.23
5	Rory Laird	14	2.43
6	Reilly O'Brien	14	1.71
7	Myles Pohlke	5	1.40
8	Paul Seedsman	9	1.33
8	Chayce Jones	12	1.33
10	Tom Lynch	11	1.09
11	Brodie Smith	13	1.08
12	Harry Schoenberg	5	1.00
13	Lachlan Sholl	5	0.80
14	Elliott Himmelberg	8	0.75
14	Ned McHenry	8	0.75
16	Ben Crocker	7	0.57
17	Tyson Stengle	9	0.56
18	Billy Frampton	4	0.50
18	David MacKay	8	0.50

Get your **FREE**
copy of the
SA Footballer
emailed to you
each week

**Click here to
SUBSCRIBE
FOR FREE**



ADELAIDE CROWS IN 2020

2020 ADELAIDE CROWS - CONTESTED POSSESSIONS PER GAME LEADERS

Rank	Name	Games	Average
1	Brad Crouch	9	10.56
2	Matt Crouch	13	9.85
3	Rory Sloane	9	8.56
4	Reilly O'Brien	14	7.79
5	Rory Laird	14	7.64
6	Ben Keays	13	7.08
7	Harry Schoenberg	5	5.40
8	Tom Lynch	11	5.18
9	Chayce Jones	12	5.00
9	Elliott Himmelberg	8	5.00
11	Tom Doedee	9	4.89
12	Darcy Fogarty	7	4.71
13	Andrew McPherson	6	4.67
14	Myles Pohlke	5	4.60
15	Tyson Stengle	9	4.56
16	Paul Seedsman	9	4.33
17	Brodie Smith	13	4.31
18	Shane McAdam	10	4.30
19	Lachlan Murphy	11	4.27
20	Ned McHenry	8	4.12
21	Taylor Walker	12	4.08
22	Rory Atkins	4	4.00

SOUTH AUSTRALIA'S PREMIER SPORTS MEDIA COMPANY

- Magazines • Live Broadcasting
- Videoing of Live Sporting events
- Internet TV and Radio • Publishing

STRALIA SPORTS.COM and HOSIE MEDIA
Phone 0404 846 412 www.straliasports.com

2020 ADELAIDE CROWS - METRES GAINED PER GAME LEADERS

Rank	Name	Games	Average
1	Brodie Smith	13	474.77
2	Paul Seedsman	9	319.56
3	Tom Lynch	11	297.27
4	Rory Laird	14	288.21
5	Brad Crouch	9	264.89
6	David MacKay	8	257.12
7	Rory Sloane	9	256.33
8	Luke Brown	14	249.93
9	Matt Crouch	13	243.31
10	Ben Keays	13	223.77
11	Tom Doedee	9	222.67
12	Lachlan Sholl	5	191.80
13	Myles Pohlke	5	174.40
14	Taylor Walker	12	170.33
15	Ben Crocker	7	168.14
16	Daniel Talia	12	161.67
17	Andrew McPherson	6	157.83
18	Elliott Himmelberg	8	157.75
19	Tyson Stengle	9	155.11

Get your **FREE** copy of the **SA Footballer** emailed to you each week

Click here to SUBSCRIBE FOR FREE

THE KING HOTEL GROUP, INDEPENDENT, LOCAL SA FAMILY OWNED BUSINESS

- Proudly supports local SA Football Clubs
- Thirsty Camel Bottle Shops
- Sport Bar, TAB, Fox Footy, Big Screen Sports Coverage, Great Value Counter Meals. HappyHours



Modbury Plaza Hotel
989 North East Road, Modbury
Phone 8264 2244



Clovercrest Hotel Motel
450 Montague Road, Modbury North
Phone 8264 2244



BAR, KITCHEN & ROOFTOP

Highlander Hotel
647 North East Road, Gilles Plains
Phone 8261 5288

ADELAIDE CROWS IN 2020

2020 ADELAIDE CROWS - EFFECTIVE DISPOSALS % PER GAME LEADERS

Rank	Name	Games	Average
1	Luke Brown	14	86.71
2	Tom Doedee	9	82.21
3	Daniel Talia	12	79.37
4	Jake Kelly	12	79.16
5	Kyle Hartigan	9	79.00
6	David MacKay	8	78.97
7	Lachlan Sholl	5	78.85
8	Will Hamill	8	75.06
9	Rory Sloane	9	74.29
10	Darcy Fogarty	7	74.09
11	Andrew McPherson	6	73.95
12	Rory Laird	14	73.83
13	Ben Keays	13	72.77
14	Paul Seedsman	9	72.25
15	Matt Crouch	13	71.16
16	Brodie Smith	13	70.57
17	Lachlan Murphy	11	69.98
18	Tom Lynch	11	68.75
19	Harry Schoenberg	5	68.52
20	Ben Crocker	7	67.30
21	Chayce Jones	12	67.24
22	Shane McAdam	10	66.67

SOUTH AUSTRALIA'S PREMIER SPORTS MEDIA COMPANY

- Magazines • Live Broadcasting
- Videoing of Live Sporting events
- Internet TV and Radio • Publishing

STRALIA SPORTS.COM and HOSIE MEDIA
Phone 0404 846 412 www.straliasports.com

2020 ADELAIDE CROWS - DISPOSALS PER GAME LEADERS

Rank	Name	Games	Average
1	Matt Crouch	13	25.62
2	Rory Laird	14	21.86
3	Brad Crouch	9	21.00
4	Brodie Smith	13	17.77
5	Ben Keays	13	16.38
6	Tom Lynch	11	16.00
6	Paul Seedsman	9	16.00
8	Rory Sloane	9	15.56
9	David MacKay	8	14.88
10	Tom Doedee	9	14.33
11	Reilly O'Brien	14	13.57
12	Andrew McPherson	6	12.17
13	Luke Brown	14	11.29
14	Harry Schoenberg	5	10.80
15	Myles Pohlke	5	10.40
15	Lachlan Sholl	5	10.40
17	Tyson Stengle	9	9.89
18	Lachlan Murphy	11	9.36
19	Rory Atkins	4	9.25

Get your **FREE**
copy of the
SA Footballer
emailed to you
each week

Click here to
SUBSCRIBE
FOR FREE

Playing hardball with
over 35 lenders.

I can find a competitive deal for you.

Tristan Shepherd, Mortgage Broker

M: 0421 660 705

tristan.shepherd@loanmarket.com.au

loanmarket.com.au/tristan-shepherd



**Loan
Market™**

Loan Market Pty Ltd | Australian Credit Licence 390222

ADELAIDE CROWS IN 2020

2020 ADELAIDE CROWS - KICKS PER GAME LEADERS

Rank	Name	Games	Average
1	Brodie Smith	13	13.08
2	Brad Crouch	9	11.33
3	Rory Laird	14	10.64
4	Tom Lynch	11	10.55
5	Matt Crouch	13	10.00
6	Ben Keays	13	9.00
7	Paul Seedsman	9	8.78
8	Tom Doedee	9	8.33
9	Luke Brown	14	8.14
10	Rory Sloane	9	7.33
11	Lachlan Sholl	5	7.00
12	David MacKay	8	6.88
13	Ben Crocker	7	6.43
14	Daniel Talia	12	6.25
15	Reilly O'Brien	14	5.86
16	Andrew McPherson	6	5.83
17	Myles Pohlke	5	5.80
18	Tyson Stengle	9	5.56
19	Shane McAdam	10	5.50
19	Jake Kelly	12	5.50
21	Kyle Hartigan	9	5.44
22	Elliott Himmelberg	8	5.25
23	Taylor Walker	12	5.08
24	Rory Atkins	4	5.00
25	Billy Frampton	4	4.75
26	Lachlan Murphy	11	4.73
27	Chayce Jones	12	4.58

SOUTH AUSTRALIA'S PREMIER SPORTS MEDIA COMPANY

- Magazines • Live Broadcasting
- Videoring of Live Sporting events
- Internet TV and Radio • Publishing

STRALIA SPORTS.COM and HOSIE MEDIA
Phone 0404 846 412 www.straliasports.com

2020 ADELAIDE CROWS - GOALS PER GAME LEADERS

Rank	Name	Games	Average
1	Taylor Walker	12	1.08
2	Billy Frampton	4	1.00
3	Darcy Fogarty	7	0.86
4	Shane McAdam	10	0.80
5	Tyson Stengle	9	0.78
6	Lachlan Murphy	11	0.64
7	Elliott Himmelberg	8	0.62
8	Harry Schoenberg	5	0.60
9	Ben Crocker	7	0.57
10	Rory Atkins	4	0.50
11	Tom Lynch	11	0.45
12	Paul Seedsman	9	0.44
12	Rory Sloane	9	0.44

Get your **FREE**
copy of the
SA Footballer
emailed to you
each week

Click here to
SUBSCRIBE
FOR FREE



NEWS AGENCY

news • cards • lotto • gifts

68 Murray Street Gawler,
South Australia 5118
+61 8 8522 1465

gawlernewsagency@gmail.com

ADELAIDE CROWS IN 2020

2020 ADELAIDE CROWS - AFL FANTASY SCORE PER GAME LEADERS

Rank	Name	Games	Average
1	Matt Crouch	13	86.15
2	Reilly O'Brien	14	84.50
3	Rory Laird	14	77.36
4	Brad Crouch	9	70.67
5	Brodie Smith	13	70.54
6	Paul Seedsman	9	63.56
7	Ben Keays	13	62.77
8	Tom Lynch	11	59.73
9	Tom Doedee	9	59.00
10	Rory Sloane	9	58.11
11	David MacKay	8	51.12
12	Shane McAdam	10	47.60
13	Andrew McPherson	6	46.67
14	Elliott Himmelberg	8	46.62
15	Ben Crocker	7	46.00
16	Lachlan Murphy	11	45.36
16	Luke Brown	14	45.36
18	Myles Pohlke	5	45.00
19	Billy Frampton	4	41.50
20	Tyson Stengle	9	39.44
21	Lachlan Sholl	5	38.80
22	Harry Schoenberg	5	38.40
23	Jake Kelly	12	38.25

SOUTH AUSTRALIA'S PREMIER SPORTS MEDIA COMPANY

- Magazines • Live Broadcasting
- Videoing of Live Sporting events
- Internet TV and Radio • Publishing

STRALIA SPORTS.COM and HOSIE MEDIA
Phone 0404 846 412 www.straliasports.com

2020 ADELAIDE CROWS - SUPERCOACH SCORE PER GAME LEADERS

Rank	Name	Games	Average
1	Matt Crouch	13	109.38
2	Reilly O'Brien	14	105.07
3	Rory Laird	14	101.50
4	Rory Sloane	9	88.33
5	Tom Doedee	9	85.22
6	Brodie Smith	13	83.00
7	Brad Crouch	9	82.44
8	Ben Keays	13	81.23
9	Paul Seedsman	9	80.00
10	David MacKay	8	71.88
11	Tom Lynch	11	71.27
12	Daniel Talia	12	69.58
13	Andrew McPherson	6	66.17
14	Luke Brown	14	64.57
15	Lachlan Murphy	11	62.82
16	Shane McAdam	10	61.20
17	Harry Schoenberg	5	59.00
18	Kyle Hartigan	9	56.89
19	Taylor Walker	12	56.25

Get your **FREE**
copy of the
SA Footballer
emailed to you
each week

**Click here to
SUBSCRIBE
FOR FREE**



officelinx
Your Local for Office Supplies

99 Lipson Street, Port Adelaide SA 5015
P: 08 8341 2569 F: 08 8341 2568
E: sales@officelinx.com.au www.officelinx.com.au

Proudly South Australian Owned & Operated


Supporting South Australian
Businesses & Suppliers

Competitive Pricing with Personal Service

Delivery & Accounts Available

All your Office Supplies for
Home, School & Business

**Sporting, Community, Business,
Networking Groups
Struggling to Find Sponsorship?
Need More Sponsorship Funding?
Need More Exposure?**



BBX Offer You Solutions!

BBX is a solutions provider that helps businesses manage cash flow and gain new customers. Established in 1993, we are a B2B community builder with a focus on the customer experience using digital credits as settlements for trade transactions. BBX acts as a third party record keeper for the trusted digital credit known as the BBX Trade Credit. Its members use the trade credit to settle transactions on the platform.

Sponsorship packages available within the BBX network.

Community Sponsorships

BBX can help you build your community group by extending opportunity and connection. To See how BBX can help you and your club/group/foundation, or want to hear more about what we do. Visit Our Website.

Rise Above The Competition

operates in 12 countries with over 6,000 members in Australia and 25,000+ businesses globally.

- Guaranteed new customers
- Access to marketing support
- Interest FREE line of credit
- Monetise spare capacity in your business
- Embrace technologies
- Trade digitally & globally



Connect Your Community Group With BBX Today!

- | | |
|---|--|
| <input checked="" type="checkbox"/> Fund Sponsorship Days | <input checked="" type="checkbox"/> Create Advertising Opportunities |
| <input checked="" type="checkbox"/> Offset Administration Costs | <input checked="" type="checkbox"/> Generate Promotional Activity |
| <input checked="" type="checkbox"/> Create Funds For Marketing | <input checked="" type="checkbox"/> Use BBX To Purchase Items |
| <input checked="" type="checkbox"/> Register Your Community Network | <input checked="" type="checkbox"/> Reward Cash Sponsors |



www.bbxworld.com | info@bbxworld.com
08 8333 1082





Brenton Painting & Decoration



Versatile Painting
Business with over
40 years
experience in
Northern
Queensland and
Adelaide.



Able to handle
challenges and will do
interior, exterior,
garages, fences and
now specialise in older
home renovations.

Im an innovative and very experienced painter and plasterer. Ive been on the job for over **40 years** and am experienced in all facets of painting.

Please call
Brenton to discuss

0426152663

www.brentonspainting.com.au

PORT ADELAIDE IN 2020

ALL THE STATISTICS FOR EVERY PORT ADELAIDE PLAYER ON THE LIST IN 2020

No	Player Name	Games	Age	DOB	Height	Weight	Position
1	Jonas, Thomas	145	29yr 6mth	9 Jan 1991	188cm	89kg	Defender
2	Powell-Pepper, Sam	63	22yr 6mth	8 Jan 1998	187cm	91kg	Midfield Forward
3	Burton, Ryan	66	23yr 5mth	31 Jan 1997	191cm	90kg	Defender
4	Marshall, Todd	26	21yr 9mth	8 Oct 1998	198cm	87kg	Forward
5	Houston, Dan	66	23yr 2mth	12 May 1997	186cm	83kg	Defender Midfield
6	Motlop, Steven	176	29yr 4mth	12 Mar 1991	183cm	76kg	Forward
7	Ebert, Brad	252	30yr 3mth	2 Apr 1990	189cm	90kg	Forward
8	Hartlett, Hamish	170	29yr 11mth	14 Aug 1990	185cm	83kg	Defender
9	Gray, Robbie	224	32yr 3mth	30 Mar 1988	183cm	84kg	Midfield Forward
10	Boak, Travis	270	31yr 11mth	1 Aug 1988	183cm	85kg	Midfield
11	Rockliff, Tom	195	30yr 4mth	22 Feb 1990	185cm	85kg	Midfield
12	McKenzie, Trent	114	28yr 3mth	3 Apr 1992	191cm	83kg	Defender
13	Buzza, Wylie	9	24yr 4mth	2 Mar 1996	199cm	103kg	Forward
14	Bergman, Miles	0	18yr 8mth	18 Oct 2001	186cm	75kg	Forward
15	Amon, Karl	65	24yr 10mth	19 Aug 1995	181cm	71kg	Midfield
16	Wines, Oliver	145	25yr 9mth	7 Oct 1994	187cm	89kg	Midfield
17	Clurey, Tom	87	26yr 3mth	23 Mar 1994	193cm	88kg	Defender
18	Butters, Zak	25	19yr 10mth	8 Sep 2000	181cm	71kg	Forward
19	Georgiades, Mitch	1	18yr 9mth	28 Sep 2001	191cm	78kg	Forward
20	Rozee, Connor	28	20yr 5mth	22 Jan 2000	185cm	74kg	Forward
21	Duursma, Xavier	23	20yr	7 Jul 2000	186cm	73kg	Midfield
22	Dixon, Charlie	140	29yr 9mth	23 Sep 1990	200cm	105kg	Forward
23	Watts, Jack	174	29yr 3mth	26 Mar 1991	196cm	88kg	Defender
24	Farrell, Kane	15	21yr 3mth	17 Mar 1999	182cm	74kg	Forward
25	Hayes, Sam	0	21yr 1mth	9 Jun 1999	203cm	93kg	Ruck
26	Bonner, Riley	46	23yr 4mth	7 Mar 1997	190cm	85kg	Defender
27	Garner, Joel	4	21yr 1mth	21 May 1999	184cm	83kg	Defender
28	Drew, Willem	10	21yr 9mth	1 Oct 1998	188cm	78kg	Midfield
29	Lycett, Scott	99	27yr 9mth	26 Sep 1992	203cm	98kg	Ruck
30	Atley, Joe	4	21yr 11mth	4 Aug 1998	186cm	84kg	Midfield
31	Burgoyne, Trent R	0	18yr 9mth	2 Oct 2001	177cm	70kg	Forward
32	Mayes, Sam	101	26yr 1mth	20 May 1994	187cm	84kg	Midfield
33	Byrne-Jones, Darcy	92	24yr 9mth	20 Sep 1995	181cm	75kg	Defender
34	Williams, Dylan	0	19yr	1 Jul 2001	185cm	79kg	Midfield Forward
36	Woodcock, Boyd R	0	20yr 4mth	5 Mar 2000	179cm	76kg	Forward
37	Patmore, Jake	0	21yr 5mth	29 Jan 1999	181cm	72kg	Midfield Forward
38	Ladhams, Peter	5	22yr 6mth	14 Jan 1998	202cm	95kg	Forward Ruck
39	Westhoff, Justin	274	33yr 9mth	1 Oct 1986	199cm	96kg	Midfield Forward
40	Lienert, Jarrod	14	25yr 11mth	5 Aug 1994	195cm	88kg	Defender
41	Grundy, Riley R	0	19yr 11mth	28 Jul 2000	194cm	86kg	Defender
44	Mead, Jackson	0	18yr 9mth	30 Sep 2001	184cm	83kg	Midfield
45	Frederick, Martin	0	20yr 1mth	17 May 2000	178cm	74kg	Defender
47	Cox, Tobin	0	20yr 11mth	15 Jul 1999	181cm	73kg	Forward
48	Pasini, Jake R	0	19yr 5mth	6 Feb 2001	192cm	81kg	Defender
50	Sutcliffe, Cameron	110	28yr 1mth	23 May 1992	186cm	88kg	Forward

Oysta la Vista
Family Friendly Holiday House

Oystalavista@Bigpond.Com
Just over 2 hours' drive (200 kms) from Adelaide CBD, Stansbury is located on Oyster Bay and nestled between Port Vincent and Edithburgh on the eastern coast of Yorke Peninsula.

Accommodation
Hotels
Holiday Home

13 & 15 Seaview Court, Stansbury, 5582, SA
Alan Botting **0418849101**

PORT ADELAIDE IN 2020

2020 PORT ADELAIDE - TACKLES PER GAME LEADERS

Rank	Name	Games	Average
1	Tom Rockliff	12	6.42
2	Sam Powell-Pepper	15	4.00
3	Oliver Wines	13	3.85
4	Brad Ebert	10	3.80
5	Travis Boak	15	3.73
6	Dan Houston	13	3.31
7	Robbie Gray	15	3.13
8	Connor Rozee	12	3.00
9	Sam Mayes	6	2.83
10	Kane Farrell	10	2.80
11	Hamish Hartlett	15	2.73
12	Todd Marshall	10	2.70
13	Karl Amon	15	2.67
14	Scott Lycett	11	2.64
14	Xavier Duursma	11	2.64
16	Zak Butters	15	2.60
17	Peter Ladhams	6	2.33
18	Justin Westhoff	12	2.17
19	Mitch Georgiades	7	2.00
20	Boyd Woodcock	4	1.75
21	Steven Motlop	10	1.60
22	Thomas Jonas	15	1.53

SOUTH AUSTRALIA'S PREMIER SPORTS MEDIA COMPANY

- Magazines • Live Broadcasting
- Videoring of Live Sporting events
- Internet TV and Radio • Publishing

STRALIA SPORTS.COM and HOSIE MEDIA
Phone 0404 846 412 www.straliasports.com

2020 PORT ADELAIDE - EFFECTIVE DISPOSALS PER GAME LEADERS

Rank	Name	Games	Average
1	Travis Boak	15	16.07
2	Tom Rockliff	12	15.00
3	Oliver Wines	13	14.92
4	Dan Houston	13	12.23
5	Peter Ladhams	6	12.17
6	Darcy Byrne-Jones	15	11.87
7	Robbie Gray	15	11.73
8	Hamish Hartlett	15	11.47
9	Zak Butters	15	11.40
10	Karl Amon	15	11.27
11	Jarrod Lienert	4	11.25
12	Sam Mayes	6	10.67
13	Sam Powell-Pepper	15	10.53
14	Ryan Burton	6	10.33
15	Xavier Duursma	11	9.73
16	Riley Bonner	7	9.71
17	Trent McKenzie	13	9.54
18	Connor Rozee	12	9.08
19	Thomas Jonas	15	8.53

Get your **FREE** copy of the **SA Footballer** emailed to you each week

Click here to SUBSCRIBE FOR FREE

Quin



SUPPLYING HIGH QUALITY NETS AND POSTS FOR 80 YEARS!

CALL US FOR A QUOTE 08 8447 3577

WWW.QUINSPORTS.COM.AU

331 ST VINCENT STREET EAST, PORT ADELAIDE, SA 5015

PORT ADELAIDE IN 2020

2020 PORT ADELAIDE - SCORE INVOLVEMENTS PER GAME LEADERS

Rank	Name	Games	Average
1	Robbie Gray	15	5.67
2	Charlie Dixon	14	5.57
3	Travis Boak	15	5.47
4	Zak Butters	15	5.27
5	Oliver Wines	13	4.46
6	Brad Ebert	10	4.40
7	Boyd Woodcock	4	4.25
8	Connor Rozee	12	4.00
9	Karl Amon	15	3.93
10	Scott Lycett	11	3.91
11	Steven Motlop	10	3.80
12	Sam Powell-Pepper	15	3.73
13	Mitch Georgiades	7	3.71
14	Kane Farrell	10	3.70
15	Todd Marshall	10	3.50
16	Tom Rockliff	12	3.42
17	Peter Ladhams	6	3.33
17	Justin Westhoff	12	3.33
19	Xavier Duursma	11	3.00
20	Hamish Hartlett	15	2.93
21	Sam Mayes	6	2.83
22	Dan Houston	13	2.77

SOUTH AUSTRALIA'S PREMIER SPORTS MEDIA COMPANY

- Magazines • Live Broadcasting
- Videoing of Live Sporting events
- Internet TV and Radio • Publishing

STRALIA SPORTS.COM and HOSIE MEDIA
Phone 0404 846 412 www.straliasports.com

2020 PORT ADELAIDE - CLEARANCES PER GAME LEADERS

Rank	Name	Games	Average
1	Travis Boak	15	5.33
2	Oliver Wines	13	4.92
3	Scott Lycett	11	3.82
4	Tom Rockliff	12	3.75
5	Peter Ladhams	6	2.67
6	Sam Powell-Pepper	15	2.60
7	Darcy Byrne-Jones	15	2.07
7	Robbie Gray	15	2.07
9	Dan Houston	13	1.69
10	Karl Amon	15	1.60
11	Connor Rozee	12	1.58
12	Zak Butters	15	1.40
13	Hamish Hartlett	15	1.00
13	Xavier Duursma	11	1.00
15	Brad Ebert	10	0.80
16	Justin Westhoff	12	0.75
17	Riley Bonner	7	0.71
18	Ryan Burton	6	0.67
18	Sam Mayes	6	0.67

Get your **FREE**
copy of the
SA Footballer
emailed to you
each week

**Click here to
SUBSCRIBE
FOR FREE**

RayWhite

BAROSSA VALLEY | TWO WELLS

1 Lyndoch Valley Road
Lyndoch, SA 5351
+61 (8) 7523 3355
raywhitebarossavalley.com.au

Situated in Lyndoch, in the heart of the Barossa Valley, we service a large and diverse area from the Barossa Valley all the way through to Two Wells.

Ray White Barossa Valley/Two Wells is a new establishment providing local experienced staff, giving us an intimate knowledge of our area and excellent local profile.



PORT ADELAIDE IN 2020

2020 PORT ADELAIDE - CONTESTED POSSESSIONS PER GAME LEADERS

Rank	Name	Games	Average
1	Oliver Wines	13	10.69
2	Travis Boak	15	9.87
3	Peter Ladhams	6	9.17
4	Tom Rockliff	12	8.25
5	Charlie Dixon	14	7.29
6	Scott Lycett	11	7.18
7	Robbie Gray	15	7.07
8	Sam Powell-Pepper	15	6.93
9	Darcy Byrne-Jones	15	6.87
10	Zak Butters	15	6.67
11	Brad Ebert	10	6.00
12	Dan Houston	13	5.85
13	Xavier Duursma	11	5.55
14	Connor Rozee	12	5.42
15	Karl Amon	15	4.60
15	Hamish Hartlett	15	4.60
17	Thomas Jonas	15	4.47
18	Justin Westhoff	12	4.33
19	Todd Marshall	10	4.30
20	Mitch Georgiades	7	4.29
21	Boyd Woodcock	4	4.25
22	Steven Motlop	10	4.10

SOUTH AUSTRALIA'S PREMIER SPORTS MEDIA COMPANY

- Magazines • Live Broadcasting
- Videoring of Live Sporting events
- Internet TV and Radio • Publishing

STRALIA SPORTS.COM and HOSIE MEDIA
Phone 0404 846 412 www.straliasports.com

2020 PORT ADELAIDE - METRES GAINED PER GAME LEADERS

Rank	Name	Games	Average
1	Karl Amon	15	339.33
2	Travis Boak	15	331.47
3	Jarrold Lienert	4	331.25
4	Dan Houston	13	320.54
5	Sam Mayes	6	298.67
6	Trent McKenzie	13	290.31
7	Oliver Wines	13	281.00
8	Riley Bonner	7	263.43
9	Darcy Byrne-Jones	15	253.13
10	Hamish Hartlett	15	253.00
11	Sam Powell-Pepper	15	249.33
12	Ryan Burton	6	233.17
13	Tom Rockliff	12	227.42
14	Brad Ebert	10	226.90
15	Xavier Duursma	11	198.27
16	Boyd Woodcock	4	193.75
17	Zak Butters	15	172.40
18	Connor Rozee	12	169.75
19	Kane Farrell	10	169.60

Get your **FREE**
copy of the
SA Footballer
emailed to you
each week

**Click here to
SUBSCRIBE
FOR FREE**



**SOUTHERN
TROPHIES**

**REWARDS
INTERNATIONAL**

rewardsinternational.com.au

Excellence in Recognition

PORT ADELAIDE IN 2020

2020 PORT ADELAIDE - EFFECTIVE DISPOSALS % PER GAME LEADERS

Rank	Name	Games	Average
1	Jarrold Lienert	4	88.24
2	Tom Clurey	15	83.04
3	Thomas Jonas	15	80.47
4	Trent McKenzie	13	80.03
5	Riley Bonner	7	78.12
6	Sam Mayes	6	78.05
7	Steven Motlop	10	77.78
8	Hamish Hartlett	15	76.11
9	Peter Ladhams	6	76.06
10	Zak Butters	15	76.00
11	Xavier Duursma	11	74.85
12	Ryan Burton	6	73.79
13	Robbie Gray	15	73.63
14	Dan Houston	13	73.28
15	Justin Westhoff	12	72.96
16	Boyd Woodcock	4	72.73
17	Oliver Wines	13	71.32
18	Connor Rozee	12	70.28
19	Darcy Byrne-Jones	15	69.54
20	Travis Boak	15	69.48
21	Karl Amon	15	69.27
22	Tom Rockliff	12	68.71

SOUTH AUSTRALIA'S PREMIER SPORTS MEDIA COMPANY

- Magazines • Live Broadcasting
- Videoing of Live Sporting events
- Internet TV and Radio • Publishing

STRALIA SPORTS.COM and HOSIE MEDIA
Phone 0404 846 412 www.straliasports.com

2020 PORT ADELAIDE - DISPOSALS PER GAME LEADERS

Rank	Name	Games	Average
1	Travis Boak	15	23.13
2	Tom Rockliff	12	21.83
3	Oliver Wines	13	20.92
4	Darcy Byrne-Jones	15	17.07
5	Dan Houston	13	16.69
6	Karl Amon	15	16.27
7	Peter Ladhams	6	16.00
8	Robbie Gray	15	15.93
9	Sam Powell-Pepper	15	15.33
10	Hamish Hartlett	15	15.07
11	Zak Butters	15	15.00
12	Ryan Burton	6	14.00
13	Brad Ebert	10	13.80
14	Sam Mayes	6	13.67
15	Xavier Duursma	11	13.00
16	Connor Rozee	12	12.92
17	Jarrold Lienert	4	12.75
18	Riley Bonner	7	12.43
19	Trent McKenzie	13	11.92

Get your **FREE**
copy of the
SA Footballer
emailed to you
each week

**Click here to
SUBSCRIBE
FOR FREE**



San Marco Pizzeria specialize in a traditional thin and crispy crust pizza base with fresh gourmet toppings sure to please everyone. Gluten free available.

193 Payneham Road, St Peters, SA 5069

Website: sanmarcopizzeria.wixsite.com/sanmarcopizzeria

Phone: 8362 1118

PORT ADELAIDE IN 2020

2020 PORT ADELAIDE - KICKS PER GAME LEADERS

Rank	Name	Games	Average
1	Travis Boak	15	11.53
2	Dan Houston	13	11.46
3	Tom Rockliff	12	11.25
4	Karl Amon	15	10.87
5	Trent McKenzie	13	10.38
6	Darcy Byrne-Jones	15	10.27
7	Ryan Burton	6	10.00
8	Riley Bonner	7	9.71
9	Hamish Hartlett	15	9.47
10	Oliver Wines	13	9.46
11	Jarrod Lienert	4	9.25
12	Brad Ebert	10	9.20
13	Sam Mayes	6	8.33
14	Tom Clurey	15	8.00
15	Zak Butters	15	7.87
16	Xavier Duursma	11	7.36
17	Sam Powell-Pepper	15	7.20
18	Thomas Jonas	15	6.87
19	Connor Rozee	12	6.75
20	Peter Ladhams	6	6.67
21	Todd Marshall	10	6.50
22	Justin Westhoff	12	6.42
23	Boyd Woodcock	4	6.25
24	Robbie Gray	15	6.20
25	Charlie Dixon	14	6.14

SOUTH AUSTRALIA'S PREMIER SPORTS MEDIA COMPANY

- Magazines • Live Broadcasting
- Videoing of Live Sporting events
- Internet TV and Radio • Publishing

STRALIA SPORTS.COM and HOSIE MEDIA
Phone 0404 846 412 www.straliasports.com

2020 PORT ADELAIDE - GOALS PER GAME LEADERS

Rank	Name	Games	Average
1	Charlie Dixon	14	2.07
2	Mitch Georgiades	7	1.14
3	Robbie Gray	15	0.93
4	Todd Marshall	10	0.90
5	Justin Westhoff	12	0.83
6	Boyd Woodcock	4	0.75
7	Zak Butters	15	0.73
8	Steven Motlop	10	0.70
9	Kane Farrell	10	0.60
9	Brad Ebert	10	0.60
11	Oliver Wines	13	0.54
12	Connor Rozee	12	0.50
12	Peter Ladhams	6	0.50
14	Travis Boak	15	0.47
15	Xavier Duursma	11	0.36
16	Karl Amon	15	0.33

Get your **FREE** copy of the **SA Footballer** emailed to you each week

Click here to SUBSCRIBE FOR FREE

We pay you or your Club **CASH** for cans, bottles and scrap metal!

9 CONVENIENT LOCATIONS

We can collect from your club

Profits support Scouts SA

src@scoutrecycling.com.au

8285 8500



Scout Recycling Centre

PORT ADELAIDE IN 2020

2020 PORT ADELAIDE - AFL FANTASY SCORE PER GAME LEADERS

Rank	Name	Games	Average
1	Tom Rockliff	12	87.75
2	Travis Boak	15	84.53
3	Oliver Wines	13	75.54
4	Peter Ladhams	6	71.67
5	Dan Houston	13	69.46
6	Brad Ebert	10	67.30
7	Scott Lycett	11	66.55
8	Karl Amon	15	64.87
9	Zak Butters	15	62.33
10	Hamish Hartlett	15	61.53
11	Robbie Gray	15	60.20
12	Darcy Byrne-Jones	15	60.00
13	Sam Powell-Pepper	15	59.87
14	Charlie Dixon	14	59.29
15	Sam Mayes	6	57.67
16	Xavier Duursma	11	55.55
17	Justin Westhoff	12	54.42
18	Connor Rozee	12	53.67
19	Ryan Burton	6	52.00
20	Trent McKenzie	13	51.08
21	Todd Marshall	10	50.10
22	Boyd Woodcock	4	47.00

SOUTH AUSTRALIA'S PREMIER SPORTS MEDIA COMPANY

- Magazines • Live Broadcasting
- Videoing of Live Sporting events
- Internet TV and Radio • Publishing

STRALIA SPORTS.COM and HOSIE MEDIA
Phone 0404 846 412 www.straliasports.com

2020 PORT ADELAIDE - SUPERCOACH SCORE PER GAME LEADERS

Rank	Name	Games	Average
1	Travis Boak	15	110.07
2	Oliver Wines	13	106.69
3	Tom Rockliff	12	100.58
4	Peter Ladhams	6	96.83
5	Scott Lycett	11	95.64
6	Charlie Dixon	14	93.79
7	Robbie Gray	15	90.67
8	Zak Butters	15	87.73
9	Dan Houston	13	87.15
10	Brad Ebert	10	84.70
11	Karl Amon	15	82.13
12	Darcy Byrne-Jones	15	79.87
13	Hamish Hartlett	15	78.67
14	Sam Powell-Pepper	15	77.53
15	Todd Marshall	10	74.20
16	Xavier Duursma	11	71.82
17	Trent McKenzie	13	71.46
18	Thomas Jonas	15	70.93
19	Sam Mayes	6	70.83

Get your **FREE** copy of the **SA Footballer** emailed to you each week

Click here to SUBSCRIBE FOR FREE

SHINY BRIGHT

OUR LAUNDRY SERVICES

- IRONING SERVICES
- WASH DRY & FOLD SERVICES
- DRY CLEANING
- ALTERATION
- PICK UP & DELIVERY SERVICES

Pickup & Drop Available

High Quality Laundry & Ironing in Adelaide

OUR LOCATION

SHOP 3,
476 PORTRUSH ROAD,
LINDEN PARK,
5065, SA

0415 087 298
aseesdeep@gmail.com

HAZARA BUILDING SERVICES

▶ Mr NASIM QASEMY

SERVICES OFFERED



- 🏠 Building Services
- 🏠 Bathroom Remodelling
- 🏠 Plastering Contractors

0438 804 777

hazarabuildingservices@gmail.com



PURPOSE /VISION

To provide a multifaceted range of unique and compassionate services that offer hope and opportunity to those facing personal challenges and hardship

For ONE Life Community Assist, empowering people today can mean providing crisis care individualised support, re-skilling, acquiring new life skills and assistance in finding employment.

☺ **At ONE Life Community Assist, people are treated with honour and respect. ☺**

Our aim is to provide a multifaceted range of unique and compassionate services that offer hope and opportunity to those facing personal challenges and hardship.



Current Services / Programs

- Chaplaincy | Unemployment Support
- Community Computers | Internet access
- Op Shop | Work For the Dole Projects
- Youth | Youth Adult Programs | Life Coaching
- Community Leadership College | Cafe
- Referrals to Professional Counselling
- Wednesday Free Food give away from 1.00 - 2.00pm

To Make a tax-deductible Donation

Account: ONE Life Community Assist
Bsb: 035 047 Account: 470595 Or Text ONELIFE to 0488 202 202
Please email us at info@communityassist.org.au your details so we can send you a tax deductible receipt ABN. 92 138 770 626

To know more:
www.communityassist.org.au

AFL INFORMATION IN 2020

AFL National Draft held at the end of Season 2020

Round	Pick	Drafted By	Player	Current Team	Games Since Drafted
1	1	Gold Coast	Matt Rowell	Gold Coast	5
1	2	Gold Coast	Noah Anderson	Gold Coast	14
1	3	Melbourne	Luke Jackson	Melbourne	6
1	4	GWS	Lachlan Ash	GWS	11
1	5	Sydney	Dylan Stephens	Sydney	6
1	6	Adelaide	Fischer McAsey	Adelaide	10
1	7	Fremantle	Hayden Young	Fremantle	5
1	8	Fremantle	Caleb Serong	Fremantle	11
1	9	Fremantle	Liam Henry A	Fremantle	2
1	10	GWS	Tom Green A	GWS	4
1	11	Gold Coast	Sam Flanders	Gold Coast	4
1	12	Melbourne	Kysaiah Pickett	Melbourne	11
1	13	Hawthorn	Will Day	Hawthorn	9
1	14	Port Adelaide	Miles Bergman	Port Adelaide	0
1	15	Western Bulldogs	Cody Weightman	Western Bulldogs	3
1	16	Geelong	Cooper Stephens	Geelong	0
1	17	Carlton	Brodie Kemp	Carlton	0
1	18	Port Adelaide	Mitch Georgiades	Port Adelaide	7
1	19	Geelong	Sam De Koning	Geelong	0
1	20	Carlton	Sam Philp	Carlton	2
1	21	Richmond	Thomson Dow	Richmond	2
1	22	Brisbane	Deven Robertson	Brisbane	1
2	23	Port Adelaide	Dylan Williams	Port Adelaide	0
2	24	Adelaide	Harry Schoenberg	Adelaide	5
2	25	Port Adelaide	Jackson Mead F	Port Adelaide	0
2	26	Sydney	Will Gould	Sydney	0
2	27	Gold Coast	Jeremy Sharp	Gold Coast	1
2	28	Adelaide	Josh Worrell	Adelaide	0
2	29	Hawthorn	Finn Maginness F	Hawthorn	0
2	30	Essendon	Harrison Jones	Essendon	0
2	31	North Melbourne	Charlie Comben	North Melbourne	0
2	32	Melbourne	Trent Rivers	Melbourne	6
2	33	Brisbane	Brock Smith	Brisbane	0
2	34	North Melbourne	Jack Mahony	North Melbourne	10
2	35	North Melbourne	Flynn Perez	North Melbourne	1
2	36	Sydney	Elijah Taylor	Sydney	4
2	37	Brisbane	Keidean Coleman A	Brisbane	1
2	38	Essendon	Nick Bryan	Essendon	0
2	39	Sydney	Chad Warner	Sydney	2
2	40	Collingwood	Jay Rantall	Collingwood	0
2	41	Geelong	Francis Evans	Geelong	0
2	42	Adelaide	Ronin O'Connor	Adelaide	0
2	43	Richmond	Noah Cumberland A	Richmond	0
2	44	Richmond	Will Martyn A	Richmond	0
3	45	Collingwood	Trent Bianco	Collingwood	0
3	46	Richmond	Hugo Ralphsmith	Richmond	0

Fully immersive, active experiences throughout Europe.

Cycling Tours | Walking Tours | Bike & Barge
Exploring & Culture Tours | Self-Guided

SLOW  TOURS

info@slowlights.com | slowlights.com



AFL INFORMATION IN 2020

AFL Coaches Records and Statistics

	Coach	Games	Wins	Losses	Draws	Win %
1	Adam Simpson	157	102	54	1	65.0%
2	Alastair Clarkson	366	220	144	2	60.1%
3	Brett Ratten	141	72	68	1	51.1%
4	Chris Fagan	82	37	45	0	45.1%
5	Chris Scott	230	159	69	2	69.1%
6	Damien Hardwick	246	140	103	3	56.9%
7	David Teague	25	12	13	0	48.0%
8	John Longmire	232	144	86	2	62.1%
9	John Worsfold	385	193	189	3	50.1%
10	Justin Longmuir	14	5	9	0	35.7%
11	Ken Hinkley	175	100	75	0	57.1%
12	Leon Cameron	157	87	67	3	55.4%
13	Luke Beveridge	131	72	59	0	55.0%
14	Matthew Nicks	14	1	13	0	7.1%
15	Nathan Buckley	201	111	88	2	55.2%
16	Rhyce Shaw	27	10	17	0	37.0%
17	Simon Goodwin	84	40	44	0	47.6%
18	Stuart Dew	58	12	45	1	20.7%

2020 AFL Attendances

Team	Games	Total	Average
ALL	0	0	0

Get your **FREE** copy of the **SA Footballer** emailed to you each week

Click here to SUBSCRIBE FOR FREE

STEVEN CLAY

0406 385 853

✉ admin@snagwagon.com.au

🌐 snagwagon.com.au

📘 FIND US ON FACEBOOK

fb.me/snagwagon



Snag WAGON

AUSTRALIA'S FAVOURITE SNAGS ON THE GO

SMOKO / LUNCH
CONSTRUCTION SITES
SPORTS EVENTS
PRIVATE FUNCTIONS
HIRE THE WAGON

SUPER COACH RANKINGS

2020 Supercoach Player Rankings for the last round played - TOP 44 PLAYERS

Rank	Player	Team	Current Salary	2020 R15 Salary	2020 R15 Score	*2020 R15 Value
<i>*Values are points scored per \$100,000 salary</i>						
1	Sam Menegola	Cats	\$538,600	\$538,600	193	35.8
2	Tom Hawkins	Cats	\$622,800	\$622,800	173	27.8
3	Josh Dunkley	Bulldogs	\$507,000	\$507,000	151	29.8
4	Travis Boak	Power	\$535,800	\$535,800	149	27.8
5	Patrick Dangerfield	Cats	\$576,400	\$576,400	139	24.1
6	Timothy English	Bulldogs	\$445,000	\$445,000	132	29.7
7	Lachlan Hunter	Bulldogs	\$552,700	\$552,700	130	23.5
8	Luke Davies-Uniacke	Kangaroos	\$371,200	\$371,200	129	34.8
9	Oliver Wines	Power	\$558,300	\$558,300	128	22.9
9	Nicholas Coffield	Saints	\$413,500	\$413,500	128	31.0
9	Karl Amon	Power	\$410,100	\$410,100	128	31.2
12	Zak Jones	Saints	\$459,200	\$459,200	123	26.8
12	Thomas Stewart	Cats	\$497,900	\$497,900	123	24.7
14	Zachary Merrett	Bombers	\$616,500	\$616,500	122	19.8
15	Robbie Gray	Power	\$465,700	\$465,700	120	25.8
16	Tom Rockliff	Power	\$509,200	\$509,200	119	23.4
17	Mark Blicavs	Cats	\$502,400	\$502,400	118	23.5
17	Caleb Daniel	Bulldogs	\$469,500	\$469,500	118	25.1
19	Liam Duggan	Eagles	\$427,900	\$427,900	117	27.3
19	Jackson Macrae	Bulldogs	\$673,100	\$673,100	117	17.4
21	Sam Powell-Pepper	Power	\$381,400	\$381,400	114	29.9
22	Tom Barrass	Eagles	\$401,300	\$401,300	112	27.9
23	Jack Steele	Saints	\$600,300	\$600,300	111	18.5
23	Chad Wingard	Hawks	\$361,500	\$361,500	111	30.7
25	Connor Rozee	Power	\$294,900	\$294,900	109	37.0
26	Jed Anderson	Kangaroos	\$539,000	\$539,000	108	20.0
27	Charlie Dixon	Power	\$416,000	\$416,000	106	25.5
27	James Cousins	Hawks	\$384,000	\$384,000	106	27.6
27	Gryan Miers	Cats	\$356,300	\$356,300	106	29.8
27	Marcus Bontempelli	Bulldogs	\$670,000	\$670,000	106	15.8
31	Rowan Marshall	Saints	\$550,500	\$550,500	105	19.1
32	Zak Butters	Power	\$434,000	\$434,000	104	24.0
32	Robbie Tarrant	Kangaroos	\$448,300	\$448,300	104	23.2
34	Bailey Smith	Bulldogs	\$483,600	\$483,600	103	21.3
35	Ben Long	Saints	\$328,300	\$328,300	102	31.1
35	Toby McLean	Bulldogs	\$342,900	\$342,900	102	29.7
37	Darcy Byrne-Jones	Power	\$374,700	\$374,700	101	27.0
37	Luke Dahlhaus	Cats	\$348,700	\$348,700	101	29.0
37	Todd Goldstein	Kangaroos	\$527,200	\$527,200	101	19.2
40	Jed Bews	Cats	\$336,800	\$336,800	100	29.7
40	Dougal Howard	Saints	\$316,000	\$316,000	100	31.6
40	Mitchell Duncan	Cats	\$525,700	\$525,700	100	19.0
40	Liam Ryan	Eagles	\$334,000	\$334,000	100	29.9
44	Dan Houston	Power	\$437,600	\$437,600	99	22.6
45	Brandan Parfitt	Cats	\$401,200	\$401,200	98	24.4



Rimek Pty Ltd Trading as
Stockowners Shearing Australia
 ACN 092 378 482 ABN 43 092 378 482

25 Lindsay Road, Lonsdale SA 5160

PH (08) 8321 9155

www.stockowners.com.au

Email: info@stockowners.com.au

Lister SuperShear **Dominator** MOFFAT-VIRTUE
 WOOL PRESS **WIDEGRIND**

ALL SHEARING NEEDS FOR FARMERS AND SHEARERS



Rick 0427 837 310

FANTASY PLAYER RANKINGS

2020 AFL Fantasy Player Rankings for the last round - TOP 44 PLAYERS

Rank	Player	Team	Current Salary	2020 R15 Salary	2020 R15 Score	*2020 R15 Value
<i>Values are points scored per \$100,000 salary</i>						
1	Tom Rockliff	Power	\$740,000	\$740,000	122	16.5
2	Sam Menegola	Cats	\$731,000	\$731,000	115	15.7
3	Travis Boak	Power	\$757,000	\$757,000	105	13.9
4	Josh Dunkley	Bulldogs	\$659,000	\$659,000	102	15.5
4	Thomas Stewart	Cats	\$684,000	\$684,000	102	14.9
6	Oliver Wines	Power	\$696,000	\$696,000	100	14.4
7	Jack Steele	Saints	\$785,000	\$785,000	98	12.5
7	Tom Hawkins	Cats	\$693,000	\$693,000	98	14.1
9	Nicholas Coffield	Saints	\$539,000	\$539,000	97	18.0
10	Karl Amon	Power	\$571,000	\$571,000	94	16.5
11	Chad Wingard	Hawks	\$521,000	\$521,000	91	17.5
12	Tom Mitchell	Hawks	\$808,000	\$808,000	89	11.0
13	Zak Jones	Saints	\$659,000	\$659,000	88	13.4
14	Gryan Miers	Cats	\$523,000	\$523,000	87	16.6
15	Patrick Dangerfield	Cats	\$749,000	\$749,000	86	11.5
15	Lachlan Hunter	Bulldogs	\$821,000	\$821,000	86	10.5
17	Caleb Daniel	Bulldogs	\$564,000	\$564,000	85	15.1
17	Mitchell Duncan	Cats	\$795,000	\$795,000	85	10.7
19	Jed Anderson	Kangaroos	\$779,000	\$779,000	84	10.8
20	Rowan Marshall	Saints	\$704,000	\$704,000	82	11.6
20	Robbie Gray	Power	\$561,000	\$561,000	82	14.6
22	Jackson Macrae	Bulldogs	\$855,000	\$855,000	81	9.5
22	Dan Houston	Power	\$579,000	\$579,000	81	14.0
24	Toby McLean	Bulldogs	\$479,000	\$479,000	80	16.7
24	Kyle Langford	Bombers	\$579,000	\$579,000	80	13.8
24	Cameron Guthrie	Cats	\$773,000	\$773,000	80	10.3
27	Bradley Hill	Saints	\$507,000	\$507,000	79	15.6
27	Marcus Bontempelli	Bulldogs	\$814,000	\$814,000	79	9.7
29	Hamish Hartlett	Power	\$509,000	\$509,000	78	15.3
29	Jack Redden	Eagles	\$514,000	\$514,000	78	15.2
31	Will Day	Hawks	\$482,000	\$482,000	77	16.0
31	Brandan Parfitt	Cats	\$578,000	\$578,000	77	13.3
31	Shaun Higgins	Kangaroos	\$678,000	\$678,000	77	11.4
34	Sam Powell-Pepper	Power	\$558,000	\$558,000	75	13.4
35	Liam Duggan	Eagles	\$620,000	\$620,000	74	11.9
35	Connor Rozee	Power	\$432,000	\$432,000	74	17.1
37	Ben Long	Saints	\$388,000	\$388,000	73	18.8
37	Sebastian Ross	Saints	\$473,000	\$473,000	73	15.4
37	Zak Butters	Power	\$525,000	\$525,000	73	13.9
37	Luke Davies-Uniacke	Kangaroos	\$486,000	\$486,000	73	15.0
41	Lachlan Henderson	Cats	\$515,000	\$515,000	72	14.0
41	Jed Bews	Cats	\$411,000	\$411,000	72	17.5
41	Bailey Smith	Bulldogs	\$634,000	\$634,000	72	11.4
44	Dean Kent	Saints	\$402,000	\$402,000	70	17.4

**The Barossa's
only All Day
Dining Venue**

Vine Inn
BAROSSA
Community Hotel

14-22 Murray Street,
Nuriootpa, South Australia
Phone: 08 8562 213
Email:
reservations@vineinn.com.au
Website: vineinn.com.au



KAT TRANSPORT

KAT TRANSPORT IS AN AUSTRALIAN BASED SUPPLIER OF MOVABLE SHEDS



Our unique bending and swaging technology makes our products 30% stronger than anything on the market.



OUR SERVICES INCLUDES:

- ▶ HOME SHEDS
- ▶ FARM SHEDS
- ▶ INDUSTRIAL APPLICATIONS
- ▶ DANGEROUS GOODS STORAGE




77, Caloundra St, Landsborough,
Qld, Australia 4550
info@shadesheds.com



Call To Order :
Fast Delivery Australia Wide
1300 667 433

CROSSWORD - Captains



coveprint

FLYERS

INVITATIONS

BUSINESS CARDS

FUNERAL STATIONERY

SIGNAGE

CANVAS BANNERS

PULL UP BANNERS

POSTERS

FOLLOW US ON SOCIAL MEDIA

08 8376 6676 • www.coveprint.com.au



CROSSWORD - Captains

All the clues to solve the weekly puzzle

ACROSS

- 1 The Brisbane club champion is awarded the Merrett - Medal
- 6 Captain who put an end to the Colliewobbles
- 8 The number worn by the player who captained Brisbane from 2007-2013
- 9 The Hawk's best and fairest medal is named after this player
- 13 This Carlton player was made captain in just his second year
- 15 Captained the Bulldogs after Doug Hawkins and before Chris Grant
- 16 From 2003-2012 All Richmond captains wore this number
- 17 St. Kilda's only premiership captain
- 19 Adelaide captain who succeeded Mark Bickley
- 22 Fitzroy's last ever AFL captain- Brad
- 24 Boy from Ballarat who captained St. Kilda and later went on to coach Richmond
- 25 Captained 2 West Coast premiership sides and coached another

DOWN

- 1 Player often referred to as The King
- 2 Captain of the Hawthorn Team of the Century
- 3 Acting Captain of the Hawks in the 1975 Grand Final
- 5 This captain kicked the last goal of the 2011 Grand Final
- 7 Captained Port Adelaide in their first AFL Season
- 8 Captained North Melbourne from 1979 until injury forced him into retirement
- 10 Captained the Magpies to 4 consecutive flags
- 11 4-time Essendon premiership captain
- 12 Fremantle captain who has scored over 600 goals
- 14 Currently holds the record for most games as captain of Melbourne
- 17 Dual Adelaide premiership captain
- 18 Only player to win 4 consecutive AFLPA Best Captain Awards
- 19 Prominent media figure who spent four years as Collingwood skipper
- 20 Long serving captain of South Melbourne who played in 1 final
- 21 Ron Barassi's middle name
- 23 This father and son have both captained Essendon



SA Footballer TV Network
LIVE STREAMED 24/7
YOUR HOME OF FOOTBALL
IN SOUTH AUSTRALIA

The Answers - next page








THE LEADERS IN IRRIGATION AND FODDER

Pumps | Tanks | Pipe and Fittings | Drip and Spray Irrigation | Hose | Drive Through Fodder Stores | Equestrian Feed and Supplies | Dog and Cat Food | Bird Seed | Coonara Heaters


Proudly supporting Country Football and Netball throughout the region

<p>MURRAY BRIDGE 151 Adelaide Road Phone: 8532 2711</p>	<p>STRATHALBYN 41 Milnes Road Phone: 8536 4422</p>
---	--






CROSSWORD - The Answers



QUIZ ANSWERS

- | | | |
|-------------------|----------------------------|--|
| 1. Dustin Johnson | 10. Dayne Zorko | 18. Wayne Bennett |
| 2. American | 11. Stewart Crameri | 19. Jamie Soward and James Segeyaro |
| 3. Minjee Lee | 12. Dustin Martin | 20. Jorge Taufua |
| 4. Greg Chalmers | 13. Greater Western Sydney | 21. Manu Ma'u |
| 5. Nathan Holman | 14. Callum Mills | 22. Corey Parker |
| 6. Danny Willett | 15. Tom Lynch | 23. Melbourne Storm |
| 7. English | 16. Melbourne | 24. Penrith Panthers and Cronulla Sharks |
| 8. Jason Day | 17. None | 25. Francis Bourke |
| 9. Jesse Hogan | | |



WEEKLY Sports QUIZ

1. WHO WON the US Open title in June?
2. WHAT IS his nationality?
3. WHICH AUSSIE won the women's Lotte Championship in April 2016?
4. AND WHICH Aussie man won the Barracuda Championship in Nevada in July?
5. WHICH VICTORIAN won the Australian PGA Championship in December 2015?
6. WHO WON the 2016 Masters at the Augusta National course?
7. WHAT NATIONALITY is he?
8. WHO WAS the highest placed Aussie in the field?
9. WHO WAS Melbourne's top goal-scorer for the second straight year in 2016?
10. WHO WON the Brisbane Lions'best-and-fairest award?
11. WHICH WESTERN Bulldogs star was suspended for the entire season after being found guilty of using illegal supplements during the 2012 season?
12. WHO SET a club record for most disposals in a season for Richmond in 2016?
13. AND WHICH team recorded its first ever finals win?
14. WHICH SYDNEY Swan was named the winner of the AFL's Rising Star award?
15. WHICH CROWS player kicked his 100th AFL goal in Round 7?
16. WHICH TEAM ended a 13-match, 10-year losing run against Hawthorn in Round 20?
17. HOW MANY coaches were sacked during the 2016 NRL regular season?
18. WHICH COACH passed the 750-game milestone in 2016?
19. WHICH TWO experienced stars were controversially released by Penrith mid-season and headed to England?
20. WHO SCORED the most tries for Manly in 2016?
21. WHICH PARRAMATTA player made his Test debut for New Zealand during the year?
22. WHICH BRONCOS stalwart announced mid-season that he was retiring at year's end?
23. WHICH CURRENT club has the best all-time winning percentage?
24. WHICH TWO clubs celebrated their 50th seasons in 2016?

NAME THE FORMER AFL PLAYER - WHO AM I?

25. I made my debut for Richmond in 1967. My career spanned exactly 300 games and I averaged a premiership every 60 games. I won my club's "Most Determined" trophy 4 times as I formed part of a famous centreline along with Dick Clay and Bill Barrot.

The Answers - page before

ALL TAKEAWAY WOOD OVEN PIZZA

BY ORDERING DIRECTLY FROM US ON

\$19

08 8239 2235

pick-up only



LEGAL DISCLAIMERS COVERING ALL MATTERS

Stralia Sports.Com Pty Ltd its directors and staff respect the work of photographers and will never knowingly publish photos that are Copyright © We request and demand that any photos sent in, are not subject to Copyright ©. None of the above mentioned employees, directors or staff, will be held legally accountable for any photos sent to us for Copyright © breaches, as it is impossible to know to exact origins of any photo unless marked accordingly or with a watermark. If any photos are Copyright © then advise our office, and we will remove them immediately from our publications.

This entire publication is totally independent of each football league featured. All writers have their photos with the stories they write and they alone take full legal responsibility for any slanderous or defaming content. Stralia Sports.Com Pty Ltd its owners and editor will not be held legally responsible for any such legal claims. The responsibility lies with the writer concerned.

Copyright © No part of this publication may be reproduced, copied, printed or stored in a retrieval system, without the "written permission" of the publisher. Opinions expressed in "The South Australian Footballer" "The South Australian Adelaide Footballer" and "The South Australian Country Footballer" "The South Australian Women's Footballer" are not necessarily those of Stralia Sports.Com Pty Ltd the staff, owners, director or publisher. We believe all information and material produced in these publications is accurate, but gives no warranty in relation thereto and disclaims all liability for claims against the staff, owner, editor, media manager, directors, of "Stralia Sports.Com Pty Ltd or its employees, agents, or any other person, which may rise from any person acting on the material contained herein.

DO NOT OPEN OR READ THIS MAGAZINE OR USE THE WEBSITE AT www.safotballer.com.au UNLESS YOU HAVE THE CORRECT SOFTWARE AND APPROPRIATE PRECAUTIONS IN PLACE TO PREVENT ANY SOFTWARE OR HARDWARE DAMAGE TO ANY COMPUTER, TABLET, MOBILE PHONE OR ANY DEVICE, FROM ANY SOFTWARE DAMAGE DUE TO DESTRUCTIVE VIRUSES, DESTRUCTIVE WORMS OR SIMILAR.

Stralia Sports.Com Pty Ltd or its directors, owners, managers and writers, disclaim all responsibility and all liability without limitation for all expenses, losses, damages and costs that any person, or any company or business may incur, as a result of the material published in this publication, or on the website, or from any direct linking which occurs in the publication or on the website.