

THE SOUTH AUSTRALIAN FOOTBALLER



Your weekly BIBLE of South Australian football

Thursday, October 15th, 2020 - VOL 13/6

www.safootballer.com.au

Ollie Wines will be instrumental to the chances of Port Adelaide defeating Richmond at the Adelaide Oval on Friday night and to book a spot in the 2020 AFL grand final

PHOTO COURTESY ON THE BALL MEDIA HANNAH HOWARD



PRELIMINARY FINAL



SANFL GRAND FINAL



SOUTH AUSTRALIAN FOOTBALLER TV

YOUR WEEKLY BIBLE OF AFL AND SANFL FOOTBALL IN SOUTH AUSTRALIA




PURPOSE /VISION

To provide a multifaceted range of unique and compassionate services that offer hope and opportunity to those facing personal challenges and hardship

For ONE Life Community Assist, empowering people today can mean providing crisis care individualised support, re-skilling, acquiring new life skills and assistance in finding employment.

📌 **At ONE Life Community Assist, people are treated with honour and respect. 📌**

Our aim is to provide a multifaceted range of unique and compassionate services that offer hope and opportunity to those facing personal challenges and hardship.



Current Services / Programs

Chaplaincy | Unemployment Support
Community Computers | Internet access
Op Shop | Work For the Dole Projects
Youth | Youth Adult Programs | Life Coaching
Community Leadership College | Cafe
Referrals to Professional Counselling
Wednesday Free Food give away
from 1.00 - 2.00pm

To Make a tax-deductible Donation

Account: ONE Life Community Assist
Bsb: 035 047 Account: 470595 Or Text ONELIFE to 0488 202 202
Please email us at info@communityassist.org.au your details so we can send you a tax deductible receipt ABN. 92 138 770 626

To know more:

www.communityassist.org.au

INDEX



Stralia Sports.Com Pty Ltd

ACN 601 562 289

Managing Director - Luke Hosie Phone 0404 846 412

Website - www.safotballer.com.au

Email - straliasports.com@adam.com.au

CLICK ON THE ICONS BELOW TO BE TAKEN DIRECTLY THROUGH TO OUR SOCIAL MEDIA PLATFORMS



Graphic Arts Director and Editor

Luke Hosie

Graphic Design/Artists/Website Design and Creation

Omkar Borle, Lester Basubas, Lyka Ituralba, Luke Hosie, Agency 09

Emailing and Communications - Lester Basubas, Lyka Ituralba, Clifford Ituralba, Omkar Borle

Social Media Marketing - Lyka Ituralba, Omkar Borle, Clifford Ituralba, Alex Breda, Justin Gerschwitz, Edward Holland, Tom Basso, Luke Hosie

Photographers - Thanking the myriad of amateur photographers from around South Australia, plus our professional photographers: Ursula Montgomerie, Matthew Long, Bron Pahl, Grant Schwartzkopff, Kyran Cocks, Peter Lines, Steve Walters, Hannah Rexx, On-the-ball Media, Kate Carrail, K8 Photographics

ALL LEGAL DISCLAIMERS ARE ON THE BACK COVER

THE SOUTH AUSTRALIAN FOOTBALLER WORKS WITH THE FINEST JOURNALISTS AND WRITERS IN AUSTRALIA AND SOUTH AUSTRALIA EACH WEEK. WE ALSO HAVE THE BEST MEDIA TALENT, FILM MAKERS, VIDEOGRAPHERS AND PHOTOGRAPHERS IN THE STATE. IN 2020 WE HAVE 76 OF THE FINEST AND MOST KNOWLEDGEABLE PEOPLE IN SOUTH AUSTRALIAN FOOTBALL BRINGING YOU THE "WEEKLY BIBLE OF SA FOOTBALL"

William Clemente
Dylan Matthews
Karl Carrington
James Davies
Chris Ewen
Madison Mifsud-Ure
Kayla Voss
Andrew Marks
Annalise Scott
Alexandra Bull
Justin Gerschwitz
Joe Schwab
Dylan Smith
Lachy Jones
Jack Kovacic
Jordan Sennett-Pérez
Kate Carrail
Peter Lines

Darcy Evans
Wayne Knowles
Tommy Javor
Jason Regan
Kristie McDonald
Jo McPharlin
Ellis Gelios
Dan Crouch
Jakob Matheson
Tella Wise
April Cretan
Bailey Puvogel
Liam Wormald
Foti Mantis
Thomas McLean
Steve Walters
Hanna Rexx
Mark Thiele

Michelle Wakim
Gabrielle Torpey
Jessica Phipps
Iona McKenzie
Jess Smith
Anthony Alesiani
Lee Beasley
Mary Chenoweth
Dave Jordan
Jayden Hill
Juan Pablo Abad Diaz
Netra and Dhan
Sam Furler
Tony Kernahan
Isaac Troisi
Grant Schwartzkopff
Kyran Cocks
Nathan Goad

Brody Burrows
Ray Lam
Daniel Emilo Amato
Steven Clay
Shaun Holland
Kiana Lee
Georgie Evans
Kym Kelly
Luke Hosie
Ben Lennon
Travis Beard
Alex Breda
Ben Brady
Tom Basso
Craig Dawe
Ursula Montgomerie
Matthew Long
Brett Backwell

THE SOUTH AUSTRALIAN FOOTBALLER

SA COUNTRY FOOTBALLER

SA WOMEN'S FOOTBALLER

SA ADELAIDE FOOTBALLER



FOOTBALL - IT'S A FORM OF MATING RITUAL.*

*Hurling, 1991

Movie Fundraisers & Club Socials

More seats than any other cinema in Adelaide means you can 'stack the cash' for your Club at your next movie fundraiser. You can also get social with discounted rates for groups of 10 or more.

- »» 750 SEATS
- »» NEW RELEASE MOVIES
- »» LICENSED CANDY BAR
- »» HAIGH'S CHOCOLATES
- »» NEWLY RESTORED
- »» FULLY ACCESSIBLE

Contact 8272 1177 | events@capri.org.au | capri.org.au

CAPRI

Ozdealz

*Great Products at
Huge SALE Prices*



*Lots More Online - For Everyone
Ladies, Men, Kids, Pets, Household*

www.ozdealz.com.au

AFL AT A GLANCE

AFL this week's games - Venues - Local Times

Date
Fri 16 Oct 7:20pm
Sat 17 Oct 6:40pm

Competing teams
Port Adelaide v Richmond
Brisbane v Geelong

Venue
Adelaide Oval
Cazaly's Stadium

Get your **FREE** copy of the **SA Footballer** emailed to you each week

Click here to SUBSCRIBE FOR FREE

2020 AFL - Premiership Table

Team	Pts	P	W	L	D	%
1 Power	56	17	14	3	0	136.36
2 Lions	56	17	14	3	0	124.89
3 Tigers	50	17	12	4	1	129.86
4 Cats	48	17	12	5	0	136.85
5 Eagles	48	17	12	5	0	116.99
6 Saints	40	17	10	7	0	116.25
7 Bulldogs	40	17	10	7	0	106.67
8 Magpies	38	17	9	7	1	109.53
9 Demons	36	17	9	8	0	107.81
10 Giants	32	17	8	9	0	95.63
11 Blues	28	17	7	10	0	94.34
12 Dockers	28	17	7	10	0	93.72
13 Bombers	26	17	6	10	1	79.16
14 Suns	22	17	5	11	1	90.63
15 Hawks	20	17	5	12	0	84.09
16 Swans	20	17	5	12	0	82.64
17 Kangaroos	12	17	3	14	0	71.20
18 Crows	12	17	3	14	0	64.38

2020 AFL - Leading Goalkickers - Top 15

Rank	Player	Team	Goals	Total
1	Tom Hawkins	Cats	4	46
2	Joshua Kennedy	Eagles	3	34
3	Charlie Dixon	Power	1	33
4	Jack Gunston	Hawks	4	31
5	Jack Riewoldt	Tigers	0	30
5	Jack Darling	Eagles	3	30
5	Tom Lynch	Tigers	2	30
8	Daniel Butler	Saints	1	29
8	Charlie Cameron	Lions	3	29
8	Matthew Taberner	Dockers	3	29
11	Liam Ryan	Eagles	1	26
11	Tom Papley	Swans	2	26
13	Brody Mihalcek	Magpies	2	25
13	Mitchell Wallis	Bulldogs	1	25
13	Ben King	Suns	1	25

2020 AFL 'Most Disposals Per Game' Leaders Board

Rank	Player	Team	Games	Disposals for Last Game	Average
1	Lachie Neale	Lions	18	19 v Richmond, Qualifying Final	487
2	Jackson Macrae	Bulldogs	18	20 v St Kilda, Elimination Final	475
3	Jake Lloyd	Swans	17	27 v Geelong, Round 18	439
4	Andrew Gaff	Eagles	18	24 v Collingwood, Elimination Final	437
5	Taylor Adams	Magpies	19	17 v Geelong, Semi Final	430
6	Tom Mitchell	Hawks	17	34 v Gold Coast, Round 18	429
7	Clayton Oliver	Demons	17	20 v Essendon, Round 18	425
8	Zachary Merrett	Bombers	16	25 v Melbourne, Round 18	420
9	Matt Crouch	Crows	16	30 v Richmond, Round 18	418
10	Cameron Guthrie	Cats	19	27 v Collingwood, Semi Final	417



CENTRAL STATION PHARMACY
4/52-54 HINDLEY STREET, STATION ARCADE, ADELAIDE SA 5000

THE CLOSEST PHARMACY LOCATED TO THE ADELAIDE OVAL
INSIDE THE STATION ARCADE UP THE HALL FROM ADELAIDE
CBD RAILWAY STATION

WE HAVE A LARGE RANGE OF FIRST AID SUPPLIES

Call us and one of our very friendly staff would be happy to help you

(08) 8231-8834

WE LOVE TO CARE FOR YOU



PORT ADELAIDE IN 2020

ALL THE STATISTICS FOR EVERY PORT ADELAIDE PLAYER ON THE LIST IN 2020

No	Player Name	Games	Age	DOB	Height	Weight	Position
1	Jonas, Thomas	145	29yr 6mth	9 Jan 1991	188cm	89kg	Defender
2	Powell-Pepper, Sam	63	22yr 6mth	8 Jan 1998	187cm	91kg	Midfield Forward
3	Burton, Ryan	66	23yr 5mth	31 Jan 1997	191cm	90kg	Defender
4	Marshall, Todd	26	21yr 9mth	8 Oct 1998	198cm	87kg	Forward
5	Houston, Dan	66	23yr 2mth	12 May 1997	186cm	83kg	Defender Midfield
6	Motlop, Steven	176	29yr 4mth	12 Mar 1991	183cm	76kg	Forward
7	Ebert, Brad	252	30yr 3mth	2 Apr 1990	189cm	90kg	Forward
8	Hartlett, Hamish	170	29yr 11mth	14 Aug 1990	185cm	83kg	Defender
9	Gray, Robbie	224	32yr 3mth	30 Mar 1988	183cm	84kg	Midfield Forward
10	Boak, Travis	270	31yr 11mth	1 Aug 1988	183cm	85kg	Midfield
11	Rockliff, Tom	195	30yr 4mth	22 Feb 1990	185cm	85kg	Midfield
12	McKenzie, Trent	114	28yr 3mth	3 Apr 1992	191cm	83kg	Defender
13	Buzza, Wylie	9	24yr 4mth	2 Mar 1996	199cm	103kg	Forward
14	Bergman, Miles	0	18yr 8mth	18 Oct 2001	186cm	75kg	Forward
15	Amon, Karl	65	24yr 10mth	19 Aug 1995	181cm	71kg	Midfield
16	Wines, Oliver	145	25yr 9mth	7 Oct 1994	187cm	89kg	Midfield
17	Clurey, Tom	87	26yr 3mth	23 Mar 1994	193cm	88kg	Defender
18	Butters, Zak	25	19yr 10mth	8 Sep 2000	181cm	71kg	Forward
19	Georgiades, Mitch	1	18yr 9mth	28 Sep 2001	191cm	78kg	Forward
20	Rozee, Connor	28	20yr 5mth	22 Jan 2000	185cm	74kg	Forward
21	Duursma, Xavier	23	20yr	7 Jul 2000	186cm	73kg	Midfield
22	Dixon, Charlie	140	29yr 9mth	23 Sep 1990	200cm	105kg	Forward
23	Watts, Jack	174	29yr 3mth	26 Mar 1991	196cm	88kg	Defender
24	Farrell, Kane	15	21yr 3mth	17 Mar 1999	182cm	74kg	Forward
25	Hayes, Sam	0	21yr 1mth	9 Jun 1999	203cm	93kg	Ruck
26	Bonner, Riley	46	23yr 4mth	7 Mar 1997	190cm	85kg	Defender
27	Garner, Joel	4	21yr 1mth	21 May 1999	184cm	83kg	Defender
28	Drew, Willem	10	21yr 9mth	1 Oct 1998	188cm	78kg	Midfield
29	Lycett, Scott	99	27yr 9mth	26 Sep 1992	203cm	98kg	Ruck
30	Atley, Joe	4	21yr 11mth	4 Aug 1998	186cm	84kg	Midfield
31	Burgoyne, Trent R	0	18yr 9mth	2 Oct 2001	177cm	70kg	Forward
32	Mayes, Sam	101	26yr 1mth	20 May 1994	187cm	84kg	Midfield
33	Byrne-Jones, Darcy	92	24yr 9mth	20 Sep 1995	181cm	75kg	Defender
34	Williams, Dylan	0	19yr	1 Jul 2001	185cm	79kg	Midfield Forward
36	Woodcock, Boyd R	0	20yr 4mth	5 Mar 2000	179cm	76kg	Forward
37	Patmore, Jake	0	21yr 5mth	29 Jan 1999	181cm	72kg	Midfield Forward
38	Ladhams, Peter	5	22yr 6mth	14 Jan 1998	202cm	95kg	Forward Ruck
39	Westhoff, Justin	274	33yr 9mth	1 Oct 1986	199cm	96kg	Midfield Forward
40	Lienert, Jarrod	14	25yr 11mth	5 Aug 1994	195cm	88kg	Defender
41	Grundy, Riley R	0	19yr 11mth	28 Jul 2000	194cm	86kg	Defender
44	Mead, Jackson	0	18yr 9mth	30 Sep 2001	184cm	83kg	Midfield
45	Frederick, Martin	0	20yr 1mth	17 May 2000	178cm	74kg	Defender
47	Cox, Tobin	0	20yr 11mth	15 Jul 1999	181cm	73kg	Forward
48	Pasini, Jake R	0	19yr 5mth	6 Feb 2001	192cm	81kg	Defender
50	Sutcliffe, Cameron	110	28yr 1mth	23 May 1992	186cm	88kg	Forward



Gawler Arcade - Shop 4b/124 Murray St
Gawler SA 5118

Phone: (08) 8504 7728

Website: christieroberts.com.au

Email: admin@christieroberts.com.au



Port Adelaide v Richmond



Adelaide Oval - 7.20pm (Friday)

Is the Power finally about to go out in 2020?

Port Adelaide will be looking to advance to its first AFL Grand Final since 2007 when it takes on Richmond in Friday night's first preliminary final. The Power have sat on top of the ladder since round one and they won the right to a home preliminary final a fortnight ago when it beat Geelong by 16 points. Port has now won six games in a row and will also be playing the prelim at its home; the Adelaide Oval, but despite this, (at the time of writing) the two teams can't be split in the betting markets. Port will almost definitely go into this match unchanged, meaning Travis Boak, Brad Ebert, Robbie Gray, Hamish Hartlett, Tom Jonas, Ollie Wines and Scott Lycett (with West Coast) will be its only players that have played in a prelim final.



by Jack Kovacic

Todd Marshall (AC joint) and Xavier Duursma (concussion) both injured themselves against Geelong but will be good to go on Friday night. Marshall showed great courage by returning to the field while Duursma putting his body on the line and going back with the flight would've inspired his teammates. Geelong were wayward early and probably should've led by a couple of goals at half-time, but Port found its noses in front thanks to a Brad Ebert set shot after the siren. Port were then able to carry this momentum into the third term where it kicked three goals to one to set up the win. As they have consistently for the last month, Travis Boak, Ollie Wines and Tom Rockliff all found plenty of the ball and were able to ensure Port won the midfield battle. Robbie Gray also added some class to the mix while Sam Powell-Pepper (five first quarter clearances) set the tone early.

When these two teams played earlier this year, Port were dominant in this area of the game and it had 43 more contested possessions, 18 more clearances and 31 more inside 50's. The Tigers were without Jack Graham and Shane Edwards who will both be hoping they can help their teammates at least break even in this area on Friday. Of Richmond's 22 that beat St Kilda last week, just Marlon Pickett and Noah Balta have never played in a prelim. That being said, Pickett did of course debut in an even bigger game, last year's Grand Final.

Tom Lynch kicked 2.5 last week against St Kilda and is going to cause all sorts of headaches for Port's defence. Hinkley will most likely give Trent McKenzie the 1v1 match-up to start, which will allow both Tom Clurey and Jonas to pressure and intercept further up the field. Port's pressure both around stoppage and on the ball carrier in going to be crucial to prevent Lynch from getting silver service from Richmond's quality midfield. It will definitely be a gamble for Hinkley to give McKenzie the match-up, but he and Port Adelaide have been backing in its own game-style all year so there's no reason to go away from that now. The Tigers dropped their qualifying final to Brisbane but bounced back strongly in last week's semi-final against St Kilda. As he usually does in big games, Dustin Martin led from the front and was one of the most influential players on the ground. He had 25 disposals, 10 inside 50's, six clearances, nine score involvements and a goal. It's the kind of performance that could be the difference in this week's prelim and Ken Hinkley will have to put plenty of time into his planning if the Power are going to be able to shut the Tigers down.

Sam Powell-Pepper could be sent to Martin while he is playing in the midfield, while Jonas will likely take the match-up when Dusty inevitably ventures forward. In round 11, these two teams played the 'game of the year' as it was coined at the time, and you can expect another fierce, tight contest in this one. Port is playing at home and will have almost 30,000 fans cheering it on, but given this is the Tigers fourth prelim in as many years, I think they will have what it takes to win, but this game is going to be a close as the betting markets suggest. **Richmond by 1-12 points**



Country Proud
·CLOTHING·

MENSWEAR · WORKWEAR
SCHOOLWEAR · WOMENSWEAR
MANCHESTER

18-20 EAST TERRACE LOXTON 8584 7225



SA Footballer TV Network
ON YOU-TUBE
YOUR HOME OF
FOOTBALL IN S.A.

THE SOUTH AUSTRALIAN
FOOTBALLER
YOUR WEEKLY "BIBLE" OF
SOUTH AUSTRALIAN FOOTBALL



Port Adelaide v Richmond



Adelaide Oval - 7.20pm (Friday)

The Tigers are September specialists

Richmond's premiership defence took a hit when they lost their qualifying final to Brisbane two weeks ago, and now they must face Port Adelaide – who have been top all season – in front of The Power's biggest home crowd this season to keep the back-to-back dream alive. The Tigers are a veteran side with premiership experience, so the road trip likely will not phase them as much as it would many other teams, but Port are hungry to claim the premiership in their 150th anniversary year.



by
Dan Crouch

Richmond have won three of the past five encounters with Port Adelaide; Four of the sides' last five head to head matches have been decided by 21 points or less, and three by 14 points or less. Last time they met was in round 11, when The Power won by 21 points at Adelaide Oval. Port were dominant but wasteful in front of goal kicking just 13.15 to Richmond's much more opportunistic 11.6. The Tigers did a magnificent job of fighting back twice after Port Adelaide got two big leads in the first and the third quarter, but were hold scoreless in the fourth as The Power opened the quarter with three lightning quick goals to seal the match.

Charlie Dixon looms as the most important man on the ground entering this final. When Dixon doesn't fire, The Power don't win, it's just that simple. In their three losses this year, Dixon kicked a grand total of 1.2 from just 17 total disposals, including three disposals and no score against Geelong in round 12. The loss was Dixon's only scoreless game of the season, and his only other goalless game was in the round 5 loss to Brisbane. Will Dylan Grimes get the job on Dixon, or will Richmond look elsewhere?

Port Adelaide's small defensive unit will also have its hands full with Tom Lynch and Jack Riewoldt. After kicking goals in 15 consecutive games, Riewoldt was scoreless last week against St Kilda from just four disposals. He managed to kick two goals in the preceding week's qualifying final, but still only amassed six disposals. Riewoldt may push further up the ground in this one as he looks to get himself more involved, but also to give Tom Lynch more space in the forward 50 against The Power's undersized defenders. Lynch was dangerous (albeit inaccurate) last week against an inexperienced St Kilda defence, and will need to have a similar impact on this game. He was kept to eight disposals, three marks and one goal when the teams last met in round 11. Captain Tom Jonas will most likely start on Lynch.

The key forwards can't fire if the midfield can't deliver them the ball, and the battle in the middle of the ground is going to be a thriller. Dustin Martin, Tom Rockliff and Ollie Wines are in elite form currently, Travis Boak has had arguably the best year of his career, Trent Cotchin saves his best footy for finals, and a host of others including Dion Prestia, Zak Butters, Shai Bolton, and Sam Powell-Pepper have all shown class through the midfield all season. The battle to win the contested footy will be as hot in this game as we've seen all year.

Port have been top all year, have the home ground advantage, and won their only meeting this season, so it seems insane to tip against them. Richmond, on the other hand, have been THE team to beat since September 2017 and always save their best footy for the biggest stage. This will be a true battle of the titans, and the winner will almost definitely be the flag favourite next week. **Richmond by 1-12 points**



coveprint

08 8376 6676 • www.coveprint.com.au

FOLLOW US ON SOCIAL MEDIA




- FLYERS
- INVITATIONS
- BUSINESS CARDS
- FUNERAL STATIONERY
- SIGNAGE
- CANVAS BANNERS
- PULL UP BANNERS
- POSTERS



SA Footballer TV Network
ON YOU-TUBE
YOUR HOME OF
FOOTBALL IN S.A.

THE SOUTH AUSTRALIAN
FOOTBALLER
YOUR WEEKLY "BIBLE" OF
SOUTH AUSTRALIAN FOOTBALL



Brisbane v Geelong

GABBA - 6.40pm (Saturday)



Hardened Cats to teach unproven Lions a finals lesson to book their GF spot



by
Thomas McLean

After a lacklustre start to their finals campaign, which had pundits questioning their finals record, Geelong bounced back on Saturday night with an emphatic display against a flat Collingwood side – who could only manage one goal up to three quarter time.

With Joel Selwood taking his place in the midfield after finger surgery just a week ago (and playing in his 32nd final behind only Michael Tuck 39 and Shaun Burgoyne 35), Patrick Dangerfield was able to spend most the match inside forward 50 and finished with four goals, 19 disposals and six marks. His determination was clear to see as he laid tackles, flew for grabs, split packs and created more goals than he kicked. Dangerfield will play in his fifth preliminary final this weekend, and will be desperate to win his first.

Mitch Duncan was the best player behind Dangerfield with 30 disposals, including 19 in the first half, while Cam Guthrie and Sam Menegola were also outstanding. Defensive pair Tom Stewart and Lachie Henderson were critical in shutting down any chances for the impotent Pies, who could only manage seven forward 50 disposals for the first half – Tom Hawkins matched this figure singlehandedly on his way to matching Dangerfield with four goals in a return to form after his forgettable match against Port.

Brisbane will be well rested after winning their qualifying final against Richmond, earning the week off and booking their first preliminary finals spot since 2004. Charlie Cameron is Brisbane's barometer and was in scintillating form, kicking three goals against the Tigers, and providing the forward line with great energy and intensity. He will need to bring the same game this week against Geelong to match what Dangerfield will, no doubt, be doing at the other end. Brisbane's goal kicking accuracy has been a talking point for them in big games recently. While this wasn't an issue against Richmond, if Geelong's defence are as miserly as they were against Collingwood, the Lions are going to have limited shots in front of goal and will need to make the most of each chance they get.

While Brisbane have earned the right to home ground advantage, the Gabba will hold no fears for Geelong, winning all four of their matches at the ground this year, with an average winning margin of 56 points. Geelong have been incredibly accurate in front of goal in their four visits, kicking a total of 59 goals and 37 behinds.

In their Round 6 encounter at the SCG, Geelong ran away with a five goal win over the Lions. After trailing by 10 points at halftime they piled on seven unanswered third quarter goals to teach Brisbane a lesson in tempo football. If the Lions are to match it with Geelong on Saturday night they are going to need to find an extra gear when the Cats lift the intensity of the match in the premiership quarter.

As with the other preliminary final, this matchup is one of experienced finals campaigners, possibly past their best, against a hungry, but inexperienced side. Geelong has missed finals just once in 14 seasons and is about to embark on its fourth preliminary final in five years, but haven't won one since their 2011 Premiership. The Lions have had two outstanding seasons and are striving to create a lasting legacy under Chris Fagan, but it will ultimately be a wasted two years if they can't get the job done against the Cats. **Geelong by 25-36 points**








THE LEADERS IN IRRIGATION AND FODDER

Pumps | Tanks | Pipe and Fittings | Drip and Spray Irrigation | Hose | Drive
 Through Fodder Stores | Equestrian Feed and Supplies | Dog and Cat Food |
 Bird Seed | Coonara Heaters

Proudly supporting Country Football and Netball throughout the region

MURRAY BRIDGE 151 Adelaide Road Phone: 8532 2711	STRATHALBYN 41 Milnes Road Phone: 8536 4422
--	---






INSIDE THE LOCKER ROOM WITH KAYLA

Preliminary Countdown

The Semi-Finals have been and gone as four teams remain to fight for the two spots in the 2020 AFL Grand Final. Port Adelaide, Brisbane, Richmond and Geelong are through to the Preliminary Finals – the final two games to determine our two Grand Finalists. Richmond and Port Adelaide are set to face each other on Friday night after the Tigers overcame a determined St Kilda. While, Geelong breezed to a Prelim against Brisbane after a dominant performance against Collingwood last Saturday night. The Cats and the Lions will line up against each other on Saturday night. Both games are set to be incredible games, and no doubt will be close finishes.



by
Kayla Voss

Port Adelaide vs Richmond

After coming off the back of a win against the Saints, the Tigers will be in-form for the Preliminary final. However, Port Adelaide should be feeling refreshed after having the week off. But, who will win? Well both teams have their strengths and weaknesses, so it will come down to who can exploit the other's weakness for longer. Richmond's game against Brisbane made it very clear that their team plays in short bursts and cannot hold a high-pressure intensity for long periods of time. Therefore, it is so important for Port Adelaide to take advantage of Richmond's 'drop-off' stages and attack offensively. Port Adelaide are one of the top teams in the competition for their pressure efforts on the ball. While Richmond do pressure effectively when they try, the Tigers have shown that they cannot maintain a high level for longer periods. Although Port Adelaide need to be careful of Richmond's ability to score quickly in short bursts. Last week against the Saints, Richmond scored a few goals directly after a Saints goal which made the Saints efforts pointless. Port Adelaide must work hard defensively to interrupt Richmond's quick ball movement into their forward-50 to prevent the Tigers from getting easy, quick goals.



We pay you or your Club **CASH** for cans, bottles and scrap metal!

9 CONVENIENT LOCATIONS

We can collect from your club

Profits support Scouts SA

src@scoutrecycling.com.au

8285 8500



Scout Recycling Centre

INSIDE THE LOCKER ROOM WITH KAYLA

Preliminary Countdown

Brisbane vs Geelong

Geelong have answered the critics after showing no mercy to Collingwood last Saturday night. The Cats were criticized all week prior to the Collingwood game after losing yet another Qualifying Final. Yet, they responded in style as their star players like Patrick Dangerfield and Tom Hawkins responded in style. But the Cats have a massive game ahead of them as they face a hungry Lions team. The Brisbane Lions put away early concerns of a possible repeat of their 2019 Finals campaign as they overcame the efforts of the Tigers. Their running game was the catalyst for Brisbane to hang on against the reigning premiers, and it will be just as important as they face a determined Cats outfit. The midfield will be where the game is won with players like Lachie Neale and Patrick Dangerfield going head to head in a fierce on-ball battle. Winning contested possessions will also be a massive focus for both teams to overcome the other, and scoring efficiency is everything. Both teams have had their moments with poor kicking efficiency throughout the season, so taking advantage of scoring opportunities is a must. The Preliminary finals build-up is an exciting time for all clubs involved, but keeping focus and not wondering about the 'what ifs' is so important. In a year when Victoria was outcast as the AFL's home, it would seem fitting to have an interstate Grand Final between Port and Brisbane. But, Richmond and Geelong are experienced teams who will no doubt put up one hell of a fight.



by Kayla Voss



SHINY BRIGHT

OUR LAUNDRY SERVICES

IRONING SERVICES

WASH DRY & FOLD SERVICES

DRY CLEANING

ALTERATION

PICK UP & DELIVERY SERVICES



Pickup & Drop Available

High Quality Laundry & Ironing in Adelaide

OUR LOCATION

SHOP 3,
476 PORTRUSH ROAD,
LINDEN PARK,
5065, SA



get in touch

0415 087 298
aseesdeep@gmail.com



SERVICING AUSTRALIAN CLUBS SINCE 1974!



AESS

Australian Embroidery
Screens Print &
Sublimation

**AUSTRALIAN MADE
AUSTRALIAN OWNED**



**MATCH APPAREL,
TEAM MERCHANDISE**



Etches
Trophies • Medallions • Awards

**TROPHIES &
CUSTOM MEDALLIONS**



STUBBYS

ONLINE

**CUSTOM DESIGN
STUBBY HOLDERS**



THE CREW

ADAM KNIGHT

0405 607 844 | 08 7132 0061
akn@sportscentre.com.au

CHRIS SWANSON

0429 770 102 | 08 7132 0024
cswanson@sportscentre.com.au

TONI SHANNON

0429 882 731 | 06 7132 0025
toni@sportscentre.com.au

VICKI BENDMAN

0429 641 807 | 08 7132 0027
vicki@sportscentre.com.au

www.sportscentre.com.au

www.etches.com.au

www.australianses.com.au

www.stubbysonline.com

NATURAL

COMFORT + PERFORMANCE

*Live Life
Feet First!*



NATURAL FIT

Wide toe boxes let your toes spread and relax, with a **"Xero-drop,"** non-elevated heel for proper posture.



NATURAL FEEL

Low to the ground for balance and agility with a **just-right combination** of protection and ground feel.



NATURAL MOTION

Our patented FeelTrue soles let your feet bend and flex naturally, and we backed by our **5,000-mile sole warranty.**

XEROSHOES[®]
www.xeros.com.au

Bringing you all the up-to-date
football stories from around
South Australia and Australia

THE SOUTH AUSTRALIAN
FOOTBALLER

YOUR WEEKLY "BIBLE" OF
SOUTH AUSTRALIAN FOOTBALL

SANFL - Game Preview



North Adelaide v Eagles

GRAND FINAL Adelaide Oval - 3.00pm (Sunday)



Its an Eagles flag in a thriller

Well after a rollercoaster of a season with never before seen or experienced circumstances, the SANFL Grand Final is finally here! Four or five months ago, a SANFL season was looking unlikely and was looking to be scrapped for the first time since World War 1. However, here we are in the middle of spring and October with footy finals frenzy still upon us. With the SANFL being only one of two state leagues being played around the country due to the COVID-19 pandemic, makes this season and grand final just that little bit more special.



by
Jayden Hill

It's the North Adelaide Roosters against the Woodville-West Torrens Eagles in what is a history-making clash. These two sides have not played each other in a grand final since the amalgamation of Woodville and West Torrens in 1990. The only time these sides have some sort familiarity in grand final was when North Adelaide played West Torrens in 1949, where the Australian currency was still Australia Pound.

In 2020, both teams have neighbored in positions 1 and 2 on the SANFL ladder and have been the best two sides all year. The three times these sides have played each other this year have all been arm wrestles. Jade Sheedy's Eagles were too good in rounds 4 and 11 winning by 15 and 25 points however, the Roosters pushed them in both games. Roosters Coach Jacob Surjan got revenge in the next meeting, defeating the Eagles by 15 points in the semi-final. It was the start that helped the Roosters last time they played the Eagles, kicking the first three goals inside eight minutes.

With the Roosters enjoying the weekend off, the Eagles were too good for the Panthers in last Sundays Preliminary Final. The Eagles got off to an inaccurate start kicking 3.8 in the first quarter to be down by six points. The second half the eagles kicked into gear and kicked nine goals to two in the second half including seven goals in the third quarter. Players of note for the Eagles included James Tsitas with 30 disposals and James Rowe who continued his fantastic season with five goals. James Tsitas and James Rowe will be looking to have big games again this weekend.

A big part to the Roosters Victory a couple of weeks ago was the Combe brothers. William kicked three majors along with a game an equal game-high six clearances. His Brother Campbell gathered 17 disposals along with a game-high 10 tackles, repeating his fantastic 2020 tackling form. Both players featured in the best players with William collecting first best and Campbell receiving third best. The Roosters have won the first quarter in all three contests this season and will be looking o continue those fast starts this weekend. Even though the Eagles don't get off to fast starts, they have finished matches well against the Roosters this year, winning the last quarter in all three contests this season.

The Eagles midfield has quality players such as Jimmy Toumpas, James Tsitas and Joseph Sinor. It will be an epic battle as they go head to head with the Roosters midfield of Andrew Moore, Harrison Wigg and Campbell Combe. Woodville-West Torrens are looking for there fourth premiership and there first in nine years. North Adelaide, however, are looking flag number 15 and there second premiership in three years. A hard game to predict, this game will include a number of lead changes throughout the day. It's going to be an absolute nail biter of a finish and will be a classic Grand Final.

Eagles by 1-12 points

JO

NEW

FREE 1.7 OZ/50ML FOAMING TOY CLEANER!

systemjoaustralia.com.au

FREE TOY CLEANER!

WITH EVERY PURCHASE OF A 4OZ H2O CLASSIC ORIGINAL LUBRICANT

Bringing you all the up-to-date
football stories from around
South Australia and Australia

THE SOUTH AUSTRALIAN
FOOTBALLER
YOUR WEEKLY "BIBLE" OF
SOUTH AUSTRALIAN FOOTBALL

SANFL - Game Preview



North Adelaide v Eagles

GRAND FINAL Adelaide Oval - 3.00pm (Sunday)



Roosters set to Crow the loudest

Congratulations to both teams for making the Grand Final for season 2020. Straight off the bat, I predict the Eagles to bounce back and be crowned winners in the Grand Final. SANFL has quietly called this a season like no other. Their Digital Pass has a promotional intro with eight stirring yet innocent statements from players in each team, six of which have now proven untrue. For Woodville West Torrens, this was 'the year for the Eagles to fly'.



by
Nick Blewett

The Eagles had very few lapses across the season, but two damaging ones in their critical semifinal. The opening three goals unanswered became the eventual margin, whilst back-and-forth three-piece majors to both LeBois and Combe either side of half time snaffled the momentum and swiftly locked down the contest.

The semifinal was the highest scoring game of their three matchups, with just 10 goals sufficient to win each hard-fought contest. If the Roosters can go free-range for another half-dozen goals, they will be well perched for a second premiership in three years. Their last, in 2018, came after a Prelim Final win against the Eagles, with a little help for their 19th man.

The Eagles have some back to back grand final losses to atone for in 2015-2016, where they likewise finished as minor premiers and were unable to minor round success into the major rounds. Incidentally, Jarred Allmond played in both of those losses and now lines up to make it 2 from 2 with the Roosters instead. Jimmy Toumpas returns nearly a decade later from the 2011 premiership winning team that got home by three points. If they're to win the big dance again it will surely be by a small margin once more; 25 points was the biggest surplus all season and was the biggest margin of the day in Round 11 last month.

Nick Hayes is a key player for me, he has shown class all season and continues in the post season, hitting teammates lace-out when he is not going for goal himself. Unfortunately, the Eagles will certainly be sweating on the fitness of Jarrad Redden. He was put on ice in the fourth quarter in their fendoff of South Adelaide in the Preliminary final. As it's a shoulder, I suspect there's no amount of strapping that is too much to get him on the park.

The Prelim final was an emphatic win, particularly if your name is James Rowe, whose triplet of goals in the third ensured the Eagles would return to Adelaide oval one last time.

Midfielder and Man of the Hour Campbell Combe was back in Crystal Brook for the Roosters 2018 win; now premiership success is at the forefront of his mind. He had 19 tackles in the Semifinal if you don't mind. Those 19 tackles were as many as half of the Eagles team could manage combined. Clearly the umpires saw him often extracting himself from the pack week in week out, awarding the Magarey Medal to the humble recipient.

The North engine room were more efficient to the tune of 15 clearances and nearly 20 inside 50s. They also stopped their opponents inevitable rebound, forcing the Eagles to go by hand, less efficiently across the board, and fewer attempts at the big sticks, which is all that matters. By contrast North Adelaide have had more scoring shots with each successive crack at the Eagles. However, statistics will matter precious little when these two teams take the field on Sunday. A fast start and a cool finish will; and every inch of the contest in between. **North Adelaide by 1-12 points**

Hallett Law

- COMMERCIAL AND BUSINESS LAW
- CREDIT MANAGEMENT AND DEBT RECOVERY
- WORKPLACE LAW
- FAMILY LAW

47a Murray Street, Angaston • 0452 614 454



**Sporting, Community, Business,
Networking Groups
Struggling to Find Sponsorship?
Need More Sponsorship Funding?
Need More Exposure?**



BBX Offer You Solutions!

BBX is a solutions provider that helps businesses manage cash flow and gain new customers. Established in 1993, we are a B2B community builder with a focus on the customer experience using digital credits as settlements for trade transactions. BBX acts as a third party record keeper for the trusted digital credit known as the BBX Trade Credit. Its members use the trade credit to settle transactions on the platform.

Sponsorship packages available within the BBX network.

Community Sponsorships

BBX can help you build your community group by extending opportunity and connection. To See how BBX can help you and your club/group/foundation, or want to hear more about what we do. Visit Our Website.

Rise Above The Competition

operates in 12 countries with over 6,000 members in Australia and 25,000+ businesses globally.

- Guaranteed new customers
- Access to marketing support
- Interest FREE line of credit
- Monetise spare capacity in your business
- Embrace technologies
- Trade digitally & globally



Connect Your Community Group With BBX Today!

- | | |
|---|--|
| <input checked="" type="checkbox"/> Fund Sponsorship Days | <input checked="" type="checkbox"/> Create Advertising Opportunities |
| <input checked="" type="checkbox"/> Offset Administration Costs | <input checked="" type="checkbox"/> Generate Promotional Activity |
| <input checked="" type="checkbox"/> Create Funds For Marketing | <input checked="" type="checkbox"/> Use BBX To Purchase Items |
| <input checked="" type="checkbox"/> Register Your Community Network | <input checked="" type="checkbox"/> Reward Cash Sponsors |



www.bbxworld.com | info@bbxworld.com
08 8333 1082





Brenton *Painting & Decoration*



Versatile Painting
Business with over
40 years
experience in
Northern
Queensland and
Adelaide.



Able to handle
challenges and will do
interior, exterior,
garages, fences and
now specialise in older
home renovations.

Im an innovative and very experienced painter and plasterer. Ive been on the job for over **40 years** and am experienced in all facets of painting.

Please call
Brenton to discuss

0426152663

www.brentonspainting.com.au

A week in football with Madi

Why the team in teal is the real deal

At the beginning of the year Port Adelaide coach Ken Hinkley said his side were coming, and so far, they have certainly delivered. Port Adelaide have been the team to beat all season, sitting on top of the ladder since round 1 and yet they have never really been thought of as a genuine premiership threat. After beating Geelong in the qualifying final by 16 points—despite losing to the Cats by 60 points in their last encounter—the Power earned a home preliminary final and a week off, and people finally began to take the Power more seriously.



by
Madison Mifsud-Ure

Rise from Tenth

After finishing the previous two years in a row in tenth position, the Power were eyeing off more than just a spot in the finals in 2020. They wanted to prove they had what it took to win the flag in their 150th year since the Port Adelaide Magpies were formed, and did they just that, taking the competition by storm. In the first game of the season, Port Adelaide played against the Gold Coast Suns at Metricon Stadium and absolutely dominated, winning by an impressive 47 points in a shorter game and in an away stadium with no supporters. This game would be the start of an incredible season for the Power. In round 2, Port were back on their home turf and showed up their cross-town rivals; Adelaide Crows, to thump them by 75 points. This was a Showdown like no other, not only did it have the smallest crowd ever, but it was also Port Adelaide's biggest ever Showdown win. This was no mean feat, as it was their first game back in three months, due to COVID-19 forcing the season to be suspended.

With only a few changes to their list from 2019 to 2020, the Power have gone above expectations to not only make finals but claim the minor premiership. In 2020 they also made the decision to revert to the traditional sole captain, with Tom Jonas taking on the role which has no doubt been a success.

The Young and the Old

The Power are an exciting team to watch with talent all over the ground. Compared to every other team, Port Adelaide have used the fewest number of players this season. Despite injuries, COVID-19 suspensions and poor individual on-field performances resulting in players being dropped, Port Adelaide have had a steady playing squad. Playing with the same 30 players all year has its advantages and their experience playing together and knowing how to win has certainly helped. This season Port Adelaide's side has featured 12 players aged 24 or under and they have all been instrumental to Port's rise. The likes of Zak Butters' speed and agility and Sam Powell-Pepper's bullishness and relentlessness have been the key to Port's success.

Quin | SPORTS & NETS

SUPPLYING HIGH QUALITY NETS AND POSTS FOR 80 YEARS!

CALL US FOR A QUOTE 08 8447 3577

WWW.QUINSPORTS.COM.AU

331 ST VINCENT STREET EAST, PORT ADELAIDE, SA 5015

A week in football with Madi

Why the team in teal is the real deal

How could you not get excited when you have young players impacting games as much as Port's have? It's not just the Power's young guns that have been in excellent form, but the Power's veterans in Travis Boak, Tom Rockliff, Ollie Wines and Robbie Gray who have also led from the front all season. Hamish Harlett's ability to stay composed under pressure and effectively stop the oppositions delivery of the ball into the Power's defence has also been an important part of Port Adelaide's defensive structure. This year three Port Adelaide players made the All-Australian team – Travis Boak, Darcy Byrne-Jones and Charlie Dixon. With a defender, midfielder and forward making the team, it highlights just how dominant Port have been in all areas on the field.



by
Madison Mifsud-Ure

Talking Points

Port Adelaide play a tough and exciting brand of footy and rely on fast movement and pressure to move the ball forward. The Power are the number one team this season for tackles, averaging 57 tackles per game. Pressure along with centre clearance dominance will be the key areas they need to focus on in order to defeat the Tigers on Friday night. Richmond play a very similar game style to the Power and this has resulted in many close matches between the two over the past four years. The last time the Power met the Tigers they kept them scoreless in the last quarter to win by 21 points. It was the game of the year and there is no doubt their upcoming preliminary final will be just as good.



BAROSSA VALLEY | TWO WELLS

1 Lyndoch Valley Road
Lyndoch, SA 5351
+61 (8) 7523 3355
raywhitebarossavalley.com.au

Situated in Lyndoch, in the heart of the Barossa Valley, we service a large and diverse area from the Barossa Valley all the way through to Two Wells.

Ray White Barossa Valley/Two Wells is a new establishment providing local experienced staff, giving us an intimate knowledge of our area and excellent local profile.



A week in football with Madi

Why the team in teal is the real deal

The Power's lack of a tall defence has been a prime talking point all year. Coming up against tall sides in Brisbane, Geelong and Saint Kilda, the Power buckled under the pressure and were unable to compete against and stop the opposition's tall forwards from marking and scoring. While this area on the ground was a major contributor in their three losses, it was not the case against any other teams in any of their wins.

What the Power have been able to do all year is push their opposition far into the Power's forward half of the ground, which while it enables teams on occasions to easily be able to score against them, when the Power concede a goal, they are able to bounce back quickly and lock the ball in their forward 50. This is what makes them such a damaging side, as they take control of the footy.



by
Madison Mifsud-Ure

History in the Making

Port Adelaide have been one of the best teams this year, only losing a total of three out of eighteen games. In round 2, Port Adelaide became just the third team in the AFL and VFL to boost its percentage having come into the game with a percentage above 250%. It was a record that had not been broken in 116 years. While statistics do not always count for much, this statistic would show that despite shorter games, a compressed fixture and playing in a hub, the Power were very much on the right track to becoming minor premiers. The Power are also just the third team in the AFL's history to sit on top of the ladder the entire way through the home-and-away season. The last time they finished top, they also went on to win the flag.



**SOUTHERN
TROPHIES**

**REWARDS
INTERNATIONAL**

rewardsinternational.com.au

Excellence in Recognition

A week in football with Madi

Why the team in teal is the real deal

Port have been in the spotlight all season, but they have not let anything demoralise nor break them. The Power's success and consistency is a real credit to the playing group's ability to stay motivated during some challenging times including COVID-19 restriction scrutiny, fly-in-fly-out matches and hubbing in Queensland. Their "never give up" attitude has been undeniable this season and they have worked hard to be in the position they are in. Now all that Port must do is defeat Richmond to advance to a historic grand final at the Gabba. While everyone will be waiting for Port Adelaide to choke on the big stage, so far being the underdogs has worked out well for the Power. Being able to play at the Adelaide Oval, does give the Power a home ground advantage and with a 27,000 strong crowd of mainly Port supporters (about half the oval's capacity) this will no doubt heavily favour Port.



by
Madison Mifsud-Ure

As a die-hard footy fan and a lover of a good game, Port Adelaide have given everyone a reason to smile this season in what has been a difficult year for the entire AFL community. The Port players have shown so much heart and you can see how much it means to them; the belief is there that they can beat anyone. They have shown that they can beat the best, but the question on whether they are the best is yet to be answered. Port Adelaide have all the ingredients of a great side, they play on instinct, they thrive on one another's energy, they celebrate big moments with a bow and arrow and a drum kit in tow and they challenge their opposition to bring it each week. They play with cheek, flair and passion and they own their victories and continue to compete when the odds are against them. They are a club who is proud of their history and pride themselves on competing no matter the location. This is a side that deserves to be there on grand final day. Ken Hinkley is the coach to lead his team to victory, with a big cheeky grin on his face hidden beneath his calm exterior.

The Power have had plenty of critics who have doubted their ability to win the premiership, but with only one game remaining before the grand final I think the flag is theirs for the taking. With the crowd on their side; glory within reach; and one hand on the premiership cup; the team in silver, teal, black and white will win on the night against the Tigers fight.



San Marco Pizzeria specialize in a traditional thin and crispy crust pizza base with fresh gourmet toppings sure to please everyone. Gluten free available.

193 Payneham Road, St Peters, SA 5069

Website: sanmarcopizzeria.wixsite.com/sanmarcopizzeria

Phone: 8362 1118

Amato's 5th Quarter

The week off. Blessing or curse?

The McIntyre final eight system the AFL (and NRL) use for their respective finals series, has been used for twenty years now. Majority of the time, there was rarely any dissatisfaction from the players, coaches media and fans. It seems as fair as can be, first and second host third and fourth respectively in Qualifying Finals. The winner is granted a week's rest and home Preliminary Final, the loser is forced to host a home Semi Final. For the bottom half of the top eight, they are required to win four consecutive finals (all away games for 7th and 8th) in order to claim the ultimate glory.



by
Daniel Emilio Amato

Since 2016 however, the AFL implemented a bye week before the finals where all eight competing clubs had the opportunity to rest, prepare and recover from any injuries. The rule was bought in to allow all players the opportunity to be in the best possible condition for the best standard finals series possible. This rule coincided with the year the Western Bulldogs became the first club since 1998 to win a premiership from outside the top, winning four consecutive finals. The Bulldogs limped over the line this season, losing to 16th placed Fremantle in the final week of the home and away season with a mounting injury list. That pre-finals bye allowed the club to regain a large percentage of players to recover and be fit, ready to go for their Elimination Final in Perth. Chances are, had they not had the bye, they would not have even beaten West Coast, let alone won the Premiership. This is an example of the pre-finals bye being a possible blessing.

Geelong in 2016 oppose this, as they were one of the best teams in the competition. Finishing second on the ladder and beating Hawthorn by less than a goal in the Qualifying Final, they looked just about headed for the big dance. The Sydney Swans (minor premiers) lost their Qualifying Final to baby brothers GWS and therefore, had to host Adelaide in a Semi Final at the SCG before meeting Geelong at the MCG. Despite Geelong being hot favourites, the Swans slammed the first eight goals of the game and would run away with a commanding win to set up their Grand Final. There are many reasons Geelong did not win this game, but could having a week off before the finals, then another directly after that first final have been a reason? Only playing one game of football in twenty days against a club who have had continuity and been able to consistently play have been their downfall?

A similar example is Richmond of 2018 who were the best team in the competition by a long way, claiming the minor premiership and comfortably defeating Hawthorn in their Qualifying Final to secure a home Prelim after another week's break. They faced an underdog Collingwood side who were playing their third game in as many weeks, and similarly, the Tigers got off to a shocking start. At the 22nd minute mark of the second quarter, the score read 64-11 and the Pies on their

Fully immersive, active experiences
throughout Europe.

Cycling Tours | Walking Tours | Bike & Barge
Exploring & Culture Tours | Self-Guided

SLOW TOURS

info@slowlights.com | slowlights.com



Amato's 5th Quarter

The week off. Blessing or curse?

way to causing one of the biggest upsets in Preliminary Final history. Ironically, the year after Collingwood secured home ground advantage after another week off, and were handed a taste of their own medicine by GWS who upset the favourites by less than a goal in their third straight final.



by
Daniel Emilio Amato

The statistics show since the pre-finals bye, in three out of four seasons a club has lost their home Preliminary Final after winning a Qualifying Final and securing that extra week off. This was not so much the case pre-2016, as only 4/20 seasons saw a team from outside the top four reaching a Preliminary Final.

This begs the question, just how valuable is that week off? Does home ground advantage really matter all that much considering it would only be a club's second game in three weeks? History suggests not so much. Does this bode well for Port Adelaide and Brisbane, who this weekend will be doing something they haven't done in several days... playing.



STEVEN CLAY

0406 385 853

✉ admin@snagwagon.com.au

🌐 snagwagon.com.au

📘 FIND US ON FACEBOOK

fb.me/snagwagon



Snag WAGON

AUSTRALIA'S FAVOURITE SNAGS ON THE GO

SMOKO / LUNCH
CONSTRUCTION SITES
SPORTS EVENTS
PRIVATE FUNCTIONS
HIRE THE WAGON

HAZARA BUILDING SERVICES

▶ Mr NASIM QASEMY

SERVICES OFFERED



- 🏠 Building Services
- 🏠 Bathroom Remodelling
- 🏠 Plastering Contractors

0438 804 777

hazarabuildingservices@gmail.com



KAT TRANSPORT

KAT TRANSPORT IS AN AUSTRALIAN BASED SUPPLIER OF MOVABLE SHEDS



Our unique bending and swaging technology makes our products 30% stronger than anything on the market.



OUR SERVICES INCLUDES:

- ▶ HOME SHEDS
- ▶ FARM SHEDS
- ▶ INDUSTRIAL APPLICATIONS
- ▶ DANGEROUS GOODS STORAGE



77, Caloundra St, Landsborough,
Qld, Australia 4550
info@shadesheds.com



Call To Order :
Fast Delivery Australia Wide
1300 667 433

Bringing you all the up-to-date
AFL and SANFL football stories from
around South Australia and Australia

THE SOUTH AUSTRALIAN
FOOTBALLER

YOUR WEEKLY "BIBLE" OF
SOUTH AUSTRALIAN FOOTBALL

SANFL - LEAGUE

Simply click on the jumper of your favourite SANFL club and all the up-to-date information will appear on your club's website



SANFL League - Premiership Ladder

TEAM	P	W	L	D	FOR	AGN	%	PTS
1 Eagles	14	11	3	0	1151	735	61.03	22
2 North Adelaide	14	10	4	0	1039	916	53.15	20
3 South Adelaide	14	9	5	0	1127	851	56.98	18
4 Glenelg	14	9	5	0	1081	1057	50.56	18
5 Norwood	14	6	8	0	977	1082	47.45	12
6 Sturt	14	5	9	0	872	954	47.75	10
7 Central District	14	3	10	1	945	1211	43.83	7
8 West Adelaide	14	2	11	1	814	1200	40.42	5

SANFL League - Leading Goalkickers

Player	Team	Games	Goals	TIBP	MGG
James Rowe	Eagles	16	45	7	5
Liam Mcbean	Glenelg	15	39	4	5
Lewis Hender	North Adelaide	15	30	2	7
Eamon Wilkinson	South Adelaide	16	26	4	3
Samuel Overall	South Adelaide	16	26	4	4
Tom Pinyon	Norwood	14	26	4	4
Jake Von Bertouch	Eagles	15	24	1	4
Justin Hoskin	Central District	13	22	4	6
Kym Lebois	North Adelaide	15	22	5	3
John Butcher	Central District	10	21	4	5
Luke Reynolds	Glenelg	14	21		3
Darcy Bailey	Glenelg	15	20	2	3
Beau McCreery	South Adelaide	15	19	1	3
Nicholas Hayes	Eagles	16	19	4	3
Thomas Keough	West Adelaide	14	18	6	5
William Combe	North Adelaide	15	18	3	4
Isaac Johnson	West Adelaide	14	17	6	3
Jack Hayes	Eagles	14	17	5	3
Matthew Panos	Norwood	11	16	4	4
Joel Cross	South Adelaide	16	15	7	3
Jake Sutcliffe	Sturt	8	14	2	6
Liam Fitt	South Adelaide	10	14	1	3
Mark Evans	Sturt	13	14	4	3
Mitchell Harvey	North Adelaide	15	14	4	4
Jack Kluske	Glenelg	13	13		2
Richard Douglas	Norwood	14	13	6	3
Tristan Carcuro	Eagles	9	13		4

EACH SANFL CLUB HAS PAGES IN THIS MAGAZINE EVERY WEEK SO THEIR SUPPORTERS CAN KEEP UP-TO-DATE WITH CLUB FUNCTIONS AND EVENTS

This weekends big round of matches



GRAND FINAL

Sunday 18 October
North Adelaide v Eagles
Adelaide Oval
3.00pm



Jack's

CAFE

Elizabeth City Centre

Shop 73 Elizabeth Shopping Centre, 50 Elizabeth Way, Elizabeth Adelaide, South Australia 5112 • +61 404 554 714

LEAGUE

THE FINAL SCOREBOARD

Eagles 16.15-111
 South Adelaide 10.8-68

Eagles

Goal Kickers: J. Rowe 5, S. Lowson 2, J. Foote 2,
 M. Goldsworthy 2, A. Poole, L. McNeil, N. Hayes, J. Lonergan, J.
 Firms

Best Players: J. Rowe, J. Tsitas, J. Sinor, J. Wehr, J. Redden, M.
 Goldsworthy

South Adelaide

Goal Kickers: E. Wilkinson 3, S. Overall 2, B. McCreery,
 N. Schwarz, J. Horne, L. Bogle, A. Cailotto

Best Players: M. Broadbent, E. Wilkinson, M. Karpany,
 J. Summerton



SA FOOTBALLER TV NETWORK
YOUR HOME OF INTERNET TV IN SOUTH AUSTRALIA
FOR FOOTBALL, SPORT AND LIFESTYLE

THE KING HOTEL GROUP, INDEPENDENT, LOCAL SA FAMILY OWNED BUSINESS

- Proudly supports local SA Football Clubs
- Thirsty Camel Bottle Shops
- Sport Bar, TAB, Fox Footy, Big Screen Sports Coverage, Great Value Counter Meals. HappyHours



Modbury Plaza Hotel
 989 North East Road, Modbury
 Phone 8264 2244



Clovercrest Hotel Motel
 450 Montague Road, Modbury North
 Phone 8264 2244



Highlander Hotel
 647 North East Road, Gilles Plains
 Phone 8261 5288

Bringing you all the up-to-date
AFL and SANFL football stories from
around South Australia and Australia

SANFL - RESERVES

THE SOUTH AUSTRALIAN
FOOTBALLER

YOUR WEEKLY "BIBLE" OF
SOUTH AUSTRALIAN FOOTBALL

Simply click on the jumper of your favourite SANFL club and all the up-to-date information will appear on your club's website



SANFL Reserves - Premiership Ladder

TEAM	P	W	L	D	FOR	AGN	%	PTS
1 Central District	14	13	1	0	1296	734	63.84	26
2 Eagles	14	11	3	0	1061	700	60.25	22
3 Sturt	14	9	5	0	959	690	58.16	18
4 North Adelaide	14	8	6	0	917	879	51.06	16
5 Glenelg	14	6	8	0	856	994	46.27	12
6 South Adelaide	14	4	10	0	909	976	48.22	8
7 West Adelaide	14	3	11	0	666	1136	36.96	6
8 Norwood	14	2	12	0	604	1159	34.26	4

SANFL Reserves - Leading Goalkickers

Player	Team	Games	Goals	TIBP	MGG
Nicholas Leck	Glenelg	14	27	6	5
Harrison Morgan	Eagles	12	26	2	5
Damon Robinson	Central District	15	24	1	4
Thomas Condon	Glenelg	11	22	2	8
Brett Kennedy	Central District	13	18	2	3
Lachlan Grubb	Central District	11	18	2	5
Nicholas Moore	Eagles	14	18	6	4
Mitchell Martin	Glenelg	14	17	1	3
Matthew McKenzie	West Adelaide	14	16	1	3
Sam Barnett	Norwood	13	16	5	4
Christopher Barns	North Adelaide	14	15	4	3
Jak Goudman-Glasson	North Adelaide	8	15	1	3
Jake McCreery	South Adelaide	14	15	4	3
Terrel Rigney	North Adelaide	15	15	2	3
Tristan Carcuro	Eagles	6	15	1	5
James Langley	North Adelaide	16	14	6	3
Lachlan Pascoe	Norwood	14	14	5	2
Mihail Lochowiak	Sturt	11	14		3
Samuel Davis	North Adelaide	15	14	4	3
Tyler Harris	West Adelaide	14	14	3	4
Zane Williams	Eagles	8	14	4	4
Beau Schwarze	Sturt	10	13	1	2
James Richards	Sturt	11	13		3
Oliver Grivell	Sturt	9	13	5	3
Thomas Whittlesea	South Adelaide	6	13	4	4
Cooper Machin	South Adelaide	13	12	2	3
Tom Emmett	Sturt	6	12	4	5

EACH SANFL CLUB HAS PAGES IN THIS MAGAZINE EVERY WEEK SO THEIR SUPPORTERS CAN KEEP UP-TO-DATE WITH CLUB FUNCTIONS AND EVENTS

This weekends big round of matches



GRAND FINAL

Sunday 18 October
Eagles v North Adelaide
Adelaide Oval
11.30am



Playing hardball with
over 35 lenders.

I can find a competitive deal for you.

Tristan Shepherd, Mortgage Broker

M: 0421 660 705

tristan.shepherd@loanmarket.com.au

loanmarket.com.au/tristan-shepherd



Loan
Market™

Loan Market Pty Ltd | Australian Credit Licence 390222

RESERVES

THE FINAL SCOREBOARD

Central District 6.9-45
North Adelaide 10.14-74

Central District

Goal Kickers: B. Kennedy 2, C. Dahms 2, T. Graham, L. Grubb

Best Players: J. Brown, N. Madden, S. Burton, T. Graham, D. Haydon, E. East

North Adelaide

Goal Kickers: S. Davis 2, T. Rigney, C. Dowling, D. Nixon, C. Barns, J. Neade, J. Langley, J. Byrne, M. Neagle

Best Players: M. Slee, S. Parsons, D. Nixon, P. Davies, H. Magor, M. Neagle



SA FOOTBALLER TV NETWORK

**YOUR HOME OF INTERNET TV IN SOUTH AUSTRALIA
FOR FOOTBALL, SPORT AND LIFESTYLE**



NEWS AGENCY

news • cards • lotto • gifts

68 Murray Street Gawler,

South Australia 5118

+61 8 8522 1465

gawlernewsagency@gmail.com

Bringing you all the up-to-date
AFL and SANFL football stories from
around South Australia and Australia
SANFL - UNDER 18's

**THE SOUTH AUSTRALIAN
FOOTBALLER**
YOUR WEEKLY "BIBLE" OF
SOUTH AUSTRALIAN FOOTBALL

Simply click on the jumper of your favourite SANFL club and all the up-to-date information will appear on your club's website



SANFL Under 18's - Premiership Ladder

TEAM	P	W	L	D	FOR	AGN	%	PTS
1 Sturt	14	10	4	0	1146	821	58.26%	20
2 Norwood	14	10	4	0	1134	843	57.36%	20
3 Eagles	14	9	5	0	1203	872	57.98%	18
4 South Adelaide	14	9	5	0	1105	915	54.7%	18
5 North Adelaide	14	8	6	0	1066	918	53.73%	16
6 Glenelg	14	5	9	0	944	1170	44.65%	10
7 Central District	14	4	10	0	771	1232	38.49%	8
8 West Adelaide	14	1	13	0	694	1292	34.94%	2

SANFL Under 18's - Leading Goalkickers

Player	Team	Games	Goals	TIBP	MGG
Brayden Cook	South Adelaide	13	26	8	5
Finn Heard	Norwood	7	25	5	5
Morgan Ferres	Sturt	8	24	4	6
Jack Wheare	Eagles	13	23	2	4
Jordan Opperman	Sturt	16	23	2	3
Jordan Kasianowicz	Eagles	14	20	2	4
Cooper Murley	Norwood	15	18	8	3
Hugo Hoeck	South Adelaide	13	18	2	4
Cody Gilchrist	Central District	11	17	4	4
Jay Watson	Eagles	15	17	3	3
Leo Coates	North Adelaide	14	17	5	4
Shaun Bennier	North Adelaide	7	17	1	4
Zabien Parker-Boers	Sturt	8	17	2	7
Tariek Newchurch	North Adelaide	10	16	3	4
Luke Young	West Adelaide	13	15	6	3
Liam Hamilton	South Adelaide	13	14	2	5
Aiden Holland	Sturt	16	13	4	2
Elliott Mcnamara	North Adelaide	9	13	4	6
Henry Smith	Eagles	13	13	4	2
Jacob Godden	Eagles	13	13	1	4
Jackson Murphy	Norwood	15	12	2	3
Lucas Schultz	Glenelg	5	12	1	5
Luke Heitmann	West Adelaide	13	12	4	3
Mani Liddy	Sturt	16	12	6	2
Max Litster	Eagles	16	12	10	3
Tom Emmett	Sturt	5	12	3	4
Finn Reed	Central District	12	11	5	3

EACH SANFL CLUB HAS PAGES IN THIS MAGAZINE EVERY WEEK SO THEIR SUPPORTERS CAN KEEP UP-TO-DATE WITH CLUB FUNCTIONS AND EVENTS

This weekends big round of matches

GRAND FINAL
Saturday 17 October
Sturt v Norwood
Thebarton Oval
11.30am

officelinx
Your Local for Office Supplies

99 Lipson Street, Port Adelaide SA 5015
P: 08 8341 2569 F: 08 8341 2568
E: sales@officelinx.com.au www.officelinx.com.au

Proudly South Australian Owned & Operated

Supporting South Australian
Businesses & Suppliers

Competitive Pricing with Personal Service

Delivery & Accounts Available

All your Office Supplies for
Home, School & Business

UNDER 18

THE FINAL SCOREBOARD

Sturt 12.22-94
Eagles 10.4-64

Sturt

Goal Kickers: J. Opperman 2, O. Britten-Jones 2, M. Ferres 2, M. Liddy, M. Carruthers, T. Powell, J. Ferrari, Z. Parker-Boers, B. Jefferies

Best Players: M. Carruthers, M. Liddy, J. Opperman, W. Spain, B. Higgins, M. Ferres

Eagles

Goal Kickers: B. Calvett 2, M. Litster 2, J. Burgoyne, Z. Scott, J. Godden, J. Hunter-Price, J. Kasianowicz, J. Watson

Best Players: R. Williams, Z. Buck, J. Burgoyne, L. Ueding, C. Poulter, D. Branford



SA FOOTBALLER TV NETWORK
YOUR HOME OF INTERNET TV IN SOUTH AUSTRALIA
FOR FOOTBALL, SPORT AND LIFESTYLE



**Family Friendly
Holiday House**

Oystalavista@Bigpond.Com

Just over 2 hours' drive (200 kms) from Adelaide CBD, Stansbury is located on Oyster Bay and nestled between Port Vincent and Edithburgh on the eastern coast of Yorke Peninsula.

Accommodation

Hotels

Holiday Home

13 & 15 Seaview Court, Stansbury, 5582, SA

Alan Botting **0418849101**

ADELAIDE CROWS IN 2020

ALL THE STATISTICS FOR EVERY CROWS PLAYER ON THE LIST IN 2020

No	Player Name	Games	Age	DOB	Height	Weight	Position
1	Jones, Chayce	23	20yr 8mth	14 Jan 2000	180cm	77kg	Forward
2	Crouch, Brad	95	26yr 8mth	14 Jan 1994	186cm	85kg	Midfield
3	Knight, Riley	55	25yr 6mth	27 Mar 1995	181cm	80kg	Forward
4	Murphy, Lachlan R	44	21yr 10mth	4 Dec 1998	176cm	76kg	Forward
5	Crouch, Matt	125	25yr 5mth	21 Apr 1995	182cm	80kg	Midfield
6	Gibbs, Bryce	268	31yr 6mth	15 Mar 1989	188cm	84kg	Midfield
7	Gallucci, Jordan	27	22yr 5mth	4 May 1998	182cm	78kg	Forward
8	Kelly, Jake	90	25yr 8mth	21 Jan 1995	190cm	89kg	Defender
9	Sloane, Rory	211	30yr 6mth	17 Mar 1990	182cm	83kg	Midfield
10	Poholke, Myles	16	22yr 3mth	10 Jul 1998	186cm	86kg	Forward
11	Seedsman, Paul	110	28yr 8mth	22 Jan 1992	190cm	87kg	Midfield
12	Talia, Daniel	200	29yr	2 Oct 1991	197cm	98kg	Defender
13	Walker, Taylor	203	30yr 5mth	25 Apr 1990	193cm	100kg	Forward
14	MacKay, David	230	32yr 2mth	25 Jul 1988	181cm	78kg	Defender Midfield
15	Hartigan, Kyle	113	28yr 11mth	7 Nov 1991	194cm	98kg	Defender
16	Brown, Luke	167	28yr	22 Sep 1992	181cm	81kg	Defender
17	Hamill, Will	8	19yr 10mth	17 Nov 2000	186cm	71kg	Defender
18	Stengle, Tyson	16	21yr 11mth	19 Oct 1998	172cm	73kg	Forward
20	Crocker, Ben R	33	23yr 7mth	19 Feb 1997	188cm	84kg	Forward
21	Atkins, Rory	101	26yr 2mth	12 Jul 1994	186cm	85kg	Midfield
22	Frampton, Billy	8	23yr 10mth	20 Nov 1996	200cm	90kg	Forward
23	McAdam, Shane	13	25yr 4mth	28 May 1995	181cm	78kg	Forward
24	Worrell, Josh	0	19yr 6mth	11 Apr 2001	195cm	74kg	Defender Forward Midfield
25	McHenry, Ned	8	20yr 2mth	13 Jul 2000	179cm	70kg	Midfield
26	Schoenberg, Harry	8	19yr 7mth	21 Feb 2001	180cm	78kg	Midfield
27	Lynch, Tom	152	30yr	15 Sep 1990	193cm	88kg	Forward
28	Keays, Ben R	46	23yr 7mth	23 Feb 1997	185cm	89kg	Forward
29	Laird, Rory	160	26yr 9mth	29 Dec 1993	177cm	81kg	Defender
30	Milera, Wayne	62	23yr	14 Sep 1997	184cm	81kg	Defender Midfield
31	Wilson, Patrick R	2	25yr 10mth	11 Dec 1994	188cm	89kg	Midfield
32	Fogarty, Darcy	24	21yr	25 Sep 1999	193cm	94kg	Forward
33	Smith, Brodie	183	28yr 8mth	14 Jan 1992	189cm	90kg	Defender
34	Himmelberg, Elliott	19	22yr 4mth	4 Jun 1998	198cm	96kg	Forward
35	McAsey, Fischer	10	19yr 7mth	8 Mar 2001	197cm	91kg	Defender
36	McPherson, Andrew	9	21yr 3mth	20 Jun 1999	186cm	79kg	Defender
37	O'Connor, Ronin	0	19yr 8mth	1 Feb 2001	191cm	85kg	Midfield
38	Sholl, Lachlan	8	20yr 7mth	7 Mar 2000	185cm	77kg	Defender
39	Doedee, Tom	30	23yr 7mth	1 Mar 1997	188cm	88kg	Defender
40	Davis, Ben	2	23yr 4mth	19 May 1997	187cm	85kg	Forward
41	Butts, Jordon R	2	20yr 9mth	31 Dec 1999	198cm	83kg	Defender
42	Taylor, Ayce R	0	20yr	26 Sep 2000	190cm	81kg	Defender
43	O'Brien, Reilly	37	25yr 1mth	20 Aug 1995	202cm	101kg	Ruck
44	Gollant, Lachlan	0	19yr	12 Sep 2001	191cm	72kg	Defender Midfield
45	Strachan, Kieran R	1	25yr	5 Oct 1995	204cm	95kg	Forward Ruck



Rimek Pty Ltd Trading as
Stockowners Shearing Australia
 ACN 092 378 482 ABN 43 092 378 482
25 Lindsay Road, Lonsdale SA 5160
PH (08) 8321 9155
www.stockowners.com.au
 Email: info@stockowners.com.au

ALL SHEARING NEEDS FOR FARMERS AND SHEARERS



Rick 0427 837 310





ADELAIDE CROWS IN 2020

2020 ADELAIDE CROWS - TACKLES PER GAME LEADERS

Rank	Name	Games	Average
1	Matt Crouch	16	4.56
2	Rory Sloane	12	4.08
3	Rory Laird	17	4.06
4	Reilly O'Brien	17	4.00
5	Brad Crouch	12	3.75
6	Ben Keays	16	3.31
7	Lachlan Murphy	12	3.17
8	Paul Seedsman	9	3.11
9	Shane McAdam	13	2.92
10	Ned McHenry	8	2.88
11	Jake Kelly	15	2.53
12	Ben Crocker	7	2.43
13	Myles Pohlke	5	2.40
14	Brodie Smith	16	2.38
15	Darcy Fogarty	10	2.20
16	Tyson Stengle	12	2.08
17	Luke Brown	17	2.06
18	Harry Schoenberg	8	1.88
19	Chayce Jones	15	1.87
20	Elliott Himmelberg	11	1.82
21	Will Hamill	8	1.75
22	Andrew McPherson	9	1.67
22	Tom Doedee	9	1.67

SOUTH AUSTRALIA'S PREMIER SPORTS MEDIA COMPANY

- Magazines • Live Broadcasting
- Videoing of Live Sporting events
- Internet TV and Radio • Publishing

STRALIA SPORTS.COM and HOSIE MEDIA
Phone 0404 846 412 www.straliasports.com

2020 ADELAIDE CROWS - EFFECTIVE DISPOSALS PER GAME LEADERS

Rank	Name	Games	Average
1	Matt Crouch	16	18.62
2	Rory Laird	17	16.94
3	Brad Crouch	12	13.92
4	Tom Lynch	13	12.15
5	David MacKay	10	12.00
6	Brodie Smith	16	11.94
7	Ben Keays	16	11.88
8	Tom Doedee	9	11.78
9	Paul Seedsman	9	11.56
10	Rory Sloane	12	11.17
11	Luke Brown	17	9.94
12	Andrew McPherson	9	9.78
13	Lachlan Sholl	8	9.25
14	Reilly O'Brien	17	8.29
15	Harry Schoenberg	8	8.00
16	Kyle Hartigan	12	7.08
17	Daniel Talia	14	6.93
18	Jake Kelly	15	6.80
19	Tyson Stengle	12	6.75

Get your **FREE**
copy of the
SA Footballer
emailed to you
each week

**Click here to
SUBSCRIBE
FOR FREE**

Vine Inn
BAROSSA
Community Hotel

14-22 Murray Street,
Nuriootpa, South Australia
Phone: 08 8562 213
Email:
reservations@vineinn.com.au
Website: vineinn.com.au

ADELAIDE CROWS IN 2020

2020 ADELAIDE CROWS - SCORE INVOLVEMENTS PER GAME LEADERS

Rank	Name	Games	Average
1	Matt Crouch	16	4.12
2	Elliott Himmelberg	11	4.09
3	Shane McAdam	13	3.77
3	Tom Lynch	13	3.77
5	Rory Sloane	12	3.58
6	Lachlan Murphy	12	3.42
7	Paul Seedsman	9	3.33
7	Tyson Stengle	12	3.33
9	Ben Crocker	7	3.29
10	Billy Frampton	5	3.20
11	Ben Keays	16	3.19
12	Rory Laird	17	3.18
13	Brad Crouch	12	3.17
14	Taylor Walker	14	3.07
15	Brodie Smith	16	3.06
16	Darcy Fogarty	10	3.00
17	Harry Schoenberg	8	2.88
17	Reilly O'Brien	17	2.88
19	David MacKay	10	2.80
19	Myles Pohlke	5	2.80
21	Lachlan Sholl	8	2.38
22	Andrew McPherson	9	2.33

SOUTH AUSTRALIA'S PREMIER SPORTS MEDIA COMPANY

- Magazines • Live Broadcasting
- Videoing of Live Sporting events
- Internet TV and Radio • Publishing

STRALIA SPORTS.COM and HOSIE MEDIA
Phone 0404 846 412 www.straliasports.com

2020 ADELAIDE CROWS - CLEARANCES PER GAME LEADERS

Rank	Name	Games	Average
1	Brad Crouch	12	5.00
2	Matt Crouch	16	4.25
3	Rory Sloane	12	3.50
4	Rory Laird	17	3.06
5	Ben Keays	16	2.94
6	Reilly O'Brien	17	1.65
7	Harry Schoenberg	8	1.62
8	Myles Pohlke	5	1.40
9	Paul Seedsman	9	1.33
10	Lachlan Sholl	8	1.25
11	Chayce Jones	15	1.20
12	Tom Lynch	13	1.00
12	Brodie Smith	16	1.00
14	Elliott Himmelberg	11	0.82
15	Ned McHenry	8	0.75
15	Tyson Stengle	12	0.75
17	Ben Crocker	7	0.57
18	David MacKay	10	0.50
19	Luke Brown	17	0.41

Get your **FREE** copy of the **SA Footballer** emailed to you each week

Click here to SUBSCRIBE FOR FREE

TALK TO US
PHONE 08 8658 9076
info@almertastation.com.au
www.almertastation.com.au

Almerita Station

OUR FARM YOUR EXPERIENCE

SHEARERS QUARTERS ACCOMMODATION AND PRIVATE BUSH CAMPSITES



ADELAIDE CROWS IN 2020

2020 ADELAIDE CROWS - CONTESTED POSSESSIONS PER GAME LEADERS

Rank	Name	Games	Average
1	Brad Crouch	12	10.25
2	Matt Crouch	16	9.69
3	Rory Laird	17	8.82
4	Rory Sloane	12	8.42
5	Reilly O'Brien	17	7.47
6	Ben Keays	16	6.81
7	Harry Schoenberg	8	5.88
8	Elliott Himmelberg	11	5.73
9	Andrew McPherson	9	5.11
10	Tom Lynch	13	5.00
11	Tom Doedee	9	4.89
12	Darcy Fogarty	10	4.70
13	Shane McAdam	13	4.62
14	Myles Pohlke	5	4.60
15	Chayce Jones	15	4.53
16	David MacKay	10	4.50
17	Tyson Stengle	12	4.42
18	Paul Seedsman	9	4.33
19	Brodie Smith	16	4.25
20	Taylor Walker	14	4.14
21	Ned McHenry	8	4.12
22	Lachlan Murphy	12	4.08

SOUTH AUSTRALIA'S PREMIER SPORTS MEDIA COMPANY

- Magazines • Live Broadcasting
- Videoing of Live Sporting events
- Internet TV and Radio • Publishing

STRALIA SPORTS.COM and HOSIE MEDIA
Phone 0404 846 412 www.straliasports.com

2020 ADELAIDE CROWS - METRES GAINED PER GAME LEADERS

Rank	Name	Games	Average
1	Brodie Smith	16	454.75
2	Paul Seedsman	9	319.56
3	Tom Lynch	13	303.38
4	Rory Laird	17	289.24
5	Brad Crouch	12	263.33
6	David MacKay	10	257.40
7	Luke Brown	17	256.47
8	Lachlan Sholl	8	256.25
9	Matt Crouch	16	245.94
10	Rory Sloane	12	245.25
11	Ben Keays	16	229.25
12	Tom Doedee	9	222.67
13	Taylor Walker	14	175.93
14	Myles Pohlke	5	174.40
15	Ben Crocker	7	168.14
16	Kyle Hartigan	12	159.00
17	Andrew McPherson	9	158.89
18	Shane McAdam	13	158.23
19	Daniel Talia	14	156.00

Get your **FREE** copy of the **SA Footballer** emailed to you each week

Click here to SUBSCRIBE FOR FREE

Honouring Lives

Blackwell Funerals is dedicated to supporting you at your time of need by offering personalised funeral options.

Our funeral directors are with you every step of the way, listening, keeping you informed and guiding you through the process to honour the life of your loved one.

 **Blackwell Funerals**
Honouring Lives

1300 662 172
blackwellfunerals.com.au

ADELAIDE CROWS IN 2020

2020 ADELAIDE CROWS - EFFECTIVE DISPOSALS % PER GAME LEADERS

Rank	Name	Games	Average
1	Luke Brown	17	85.76
2	Tom Doedee	9	82.21
3	Jake Kelly	15	81.63
4	Daniel Talia	14	78.22
5	David MacKay	10	77.42
6	Andrew McPherson	9	77.19
7	Kyle Hartigan	12	75.88
8	Will Hamill	8	75.06
9	Rory Laird	17	74.04
10	Darcy Fogarty	10	72.60
11	Paul Seedsman	9	72.25
12	Ben Keays	16	71.74
13	Matt Crouch	16	71.29
14	Tom Lynch	13	71.14
15	Rory Sloane	12	70.56
16	Lachlan Sholl	8	70.50
17	Brodie Smith	16	69.46
18	Lachlan Murphy	12	69.41
19	Tyson Stengle	12	69.23
20	Harry Schoenberg	8	68.09
21	Chayce Jones	15	68.02
22	Elliott Himmelberg	11	67.95

SOUTH AUSTRALIA'S PREMIER SPORTS MEDIA COMPANY

- Magazines • Live Broadcasting
- Videoing of Live Sporting events
- Internet TV and Radio • Publishing

STRALIA SPORTS.COM and HOSIE MEDIA
Phone 0404 846 412 www.straliasports.com

2020 ADELAIDE CROWS - DISPOSALS PER GAME LEADERS

Rank	Name	Games	Average
1	Matt Crouch	16	26.12
2	Rory Laird	17	22.88
3	Brad Crouch	12	22.00
4	Brodie Smith	16	17.19
5	Tom Lynch	13	17.08
6	Ben Keays	16	16.56
7	Paul Seedsman	9	16.00
8	Rory Sloane	12	15.83
9	David MacKay	10	15.50
10	Tom Doedee	9	14.33
11	Reilly O'Brien	17	13.65
12	Lachlan Sholl	8	13.12
13	Andrew McPherson	9	12.67
14	Harry Schoenberg	8	11.75
15	Luke Brown	17	11.59
16	Myles Pohlke	5	10.40
17	Tyson Stengle	12	9.75
18	Elliott Himmelberg	11	9.64
19	Shane McAdam	13	9.38

Get your **FREE**
copy of the
SA Footballer
emailed to you
each week

Click here to
SUBSCRIBE
FOR FREE



Café di Roma

116a Prospect Road Prospect,
South Australia 5082
+61 8 8342 6040
cafediromaprospect@gmail.com



ADELAIDE CROWS IN 2020

2020 ADELAIDE CROWS - KICKS PER GAME LEADERS

Rank	Name	Games	Average
1	Brodie Smith	16	12.69
2	Brad Crouch	12	11.33
3	Tom Lynch	13	11.08
4	Rory Laird	17	10.94
5	Matt Crouch	16	10.12
6	Ben Keays	16	9.19
7	Lachlan Sholl	8	9.00
8	Paul Seedsman	9	8.78
9	Tom Doedee	9	8.33
10	Luke Brown	17	8.29
11	Rory Sloane	12	7.67
12	David MacKay	10	7.30
13	Ben Crocker	7	6.43
14	Reilly O'Brien	17	6.29
15	Andrew McPherson	9	6.22
16	Shane McAdam	13	6.08
17	Daniel Talia	14	5.93
18	Myles Pohlke	5	5.80
19	Kyle Hartigan	12	5.75
20	Jake Kelly	15	5.73
21	Tyson Stengle	12	5.50
22	Taylor Walker	14	5.29
23	Elliott Himmelberg	11	5.27
24	Harry Schoenberg	8	5.00
25	Lachlan Murphy	12	4.75
26	Billy Frampton	5	4.40
27	Chayce Jones	15	4.27

SOUTH AUSTRALIA'S PREMIER SPORTS MEDIA COMPANY

- Magazines • Live Broadcasting
- Videoring of Live Sporting events
- Internet TV and Radio • Publishing

STRALIA SPORTS.COM and HOSIE MEDIA
Phone 0404 846 412 www.straliasports.com

2020 ADELAIDE CROWS - GOALS PER GAME LEADERS

Rank	Name	Games	Average
1	Taylor Walker	14	1.07
2	Billy Frampton	5	1.00
3	Shane McAdam	13	0.92
4	Elliott Himmelberg	11	0.82
5	Darcy Fogarty	10	0.80
6	Tyson Stengle	12	0.67
7	Lachlan Murphy	12	0.58
8	Ben Crocker	7	0.57
9	Tom Lynch	13	0.46
10	Paul Seedsman	9	0.44
11	Rory Sloane	12	0.42
12	Chayce Jones	15	0.40
12	Myles Pohlke	5	0.40

Get your **FREE** copy of the **SA Footballer** emailed to you each week

Click here to SUBSCRIBE FOR FREE



Movie Fundraisers & Club Socials

More seats than any other cinema in Adelaide means you can 'stack the cash' for your Club at your next movie fundraiser. You can also get social with discounted rates for groups of 10 or more.

- ▶▶ 750 SEATS
- ▶▶ NEW RELEASE MOVIES
- ▶▶ LICENSED CANDY BAR
- ▶▶ HAIGH'S CHOCOLATES
- ▶▶ NEWLY RESTORED
- ▶▶ FULLY ACCESSIBLE

Contact 8272 1177 | events@capri.org.au | capri.org.au

C
A
P
R
I

ADELAIDE CROWS IN 2020

2020 ADELAIDE CROWS - AFL FANTASY SCORE PER GAME LEADERS

Rank	Name	Games	Average
1	Matt Crouch	16	88.38
2	Reilly O'Brien	17	86.76
3	Rory Laird	17	79.94
4	Brad Crouch	12	74.17
5	Brodie Smith	16	68.25
6	Tom Lynch	13	63.77
7	Ben Keays	16	63.75
8	Paul Seedsman	9	63.56
9	Rory Sloane	12	60.75
10	Tom Doedee	9	59.00
11	Shane McAdam	13	52.62
12	David MacKay	10	51.80
13	Elliott Himmelberg	11	50.09
14	Lachlan Sholl	8	49.25
15	Luke Brown	17	47.06
16	Andrew McPherson	9	46.56
17	Ben Crocker	7	46.00
18	Myles Pohlke	5	45.00
19	Lachlan Murphy	12	43.75
20	Harry Schoenberg	8	41.25
21	Tyson Stengle	12	40.58
22	Billy Frampton	5	40.40
23	Jake Kelly	15	39.60

SOUTH AUSTRALIA'S PREMIER SPORTS MEDIA COMPANY

- Magazines • Live Broadcasting
- Videoring of Live Sporting events
- Internet TV and Radio • Publishing

STRALIA SPORTS.COM and HOSIE MEDIA
Phone 0404 846 412 www.straliasports.com

2020 ADELAIDE CROWS - SUPERCOACH SCORE PER GAME LEADERS

Rank	Name	Games	Average
1	Matt Crouch	16	110.69
2	Reilly O'Brien	17	106.24
3	Rory Laird	17	105.12
4	Rory Sloane	12	87.83
5	Tom Doedee	9	85.22
6	Brad Crouch	12	83.50
7	Brodie Smith	16	81.56
8	Ben Keays	16	81.19
9	Paul Seedsman	9	80.00
10	Tom Lynch	13	75.92
11	David MacKay	10	73.20
12	Andrew McPherson	9	68.56
13	Luke Brown	17	67.65
14	Elliott Himmelberg	11	66.64
15	Shane McAdam	13	66.00
15	Daniel Talia	14	66.00
17	Lachlan Sholl	8	63.88
18	Lachlan Murphy	12	61.17
19	Harry Schoenberg	8	58.75

Get your **FREE**
copy of the
SA Footballer
emailed to you
each week

**Click here to
SUBSCRIBE
FOR FREE**

CENTRAL STATION PHARMACY

4/52-54 HINDLEY STREET, STATION ARCADE, ADELAIDE SA 5000

THE CLOSEST PHARMACY LOCATED TO THE ADELAIDE OVAL
INSIDE THE STATION ARCADE UP THE HALL FROM ADELAIDE
CBD RAILWAY STATION

**WE HAVE A LARGE RANGE OF
FIRST AID SUPPLIES**

Call us and one of our very friendly staff would be happy to help you

(08) 8231-8834

WE LOVE TO CARE FOR YOU



BBX

We wont miss the mark

With access to a wide range of insurance covers, let MGA keep you ahead of the game with sourcing and comparing policies.



MGA Branches
Australia wide

www.mga.com

MGA Insurance Brokers Pty Ltd
ABN: 29 008 096 277
AFSL: 244601

- Property • Business • Motor • Strata • Marine
- Livestock • Farm • Crop • General Liability
- Management Liability • Professional Indemnity
- Crime • Cyber Liability + many more risks covered

Call us for a quote **8291 2300**

MGA20_017



STANDING BY YOU




PURPOSE /VISION

To provide a multifaceted range of unique and compassionate services that offer hope and opportunity to those facing personal challenges and hardship

For ONE Life Community Assist, empowering people today can mean providing crisis care individualised support, re-skilling, acquiring new life skills and assistance in finding employment.

📌 **At ONE Life Community Assist, people are treated with honour and respect. 📌**

Our aim is to provide a multifaceted range of unique and compassionate services that offer hope and opportunity to those facing personal challenges and hardship.



Current Services / Programs

Chaplaincy | Unemployment Support
Community Computers | Internet access
Op Shop | Work For the Dole Projects
Youth | Youth Adult Programs | Life Coaching
Community Leadership College | Cafe
Referrals to Professional Counselling
Wednesday Free Food give away
from 1.00 - 2.00pm

To Make a tax-deductible Donation

Account: ONE Life Community Assist
Bsb: 035 047 Account: 470595 Or Text ONELIFE to 0488 202 202
Please email us at info@communityassist.org.au your details so we can send you a tax deductible receipt ABN. 92 138 770 626

To know more:

www.communityassist.org.au

PORT ADELAIDE IN 2020

ALL THE STATISTICS FOR EVERY PORT ADELAIDE PLAYER ON THE LIST IN 2020

No	Player Name	Games	Age	DOB	Height	Weight	Position
1	Jonas, Thomas	157	29yr 9mth	9 Jan 1991	188cm	89kg	Defender
2	Powell-Pepper, Sam	75	22yr 9mth	8 Jan 1998	187cm	91kg	Midfield Forward
3	Burton, Ryan	70	23yr 8mth	31 Jan 1997	191cm	90kg	Defender
4	Marshall, Todd	33	22yr	8 Oct 1998	198cm	87kg	Forward
5	Houston, Dan	76	23yr 5mth	12 May 1997	186cm	83kg	Defender Midfield
6	Motlop, Steven	183	29yr 7mth	12 Mar 1991	183cm	76kg	Forward
7	Ebert, Brad	259	30yr 6mth	2 Apr 1990	189cm	90kg	Forward
8	Hartlett, Hamish	182	30yr 1mth	14 Aug 1990	185cm	83kg	Defender
9	Gray, Robbie	236	32yr 6mth	30 Mar 1988	183cm	84kg	Midfield Forward
10	Boak, Travis	282	32yr 2mth	1 Aug 1988	183cm	85kg	Midfield
11	Rockliff, Tom	205	30yr 7mth	22 Feb 1990	185cm	85kg	Midfield
12	McKenzie, Trent	124	28yr 6mth	3 Apr 1992	191cm	83kg	Defender
13	Buzza, Wylie	9	24yr 7mth	2 Mar 1996	199cm	103kg	Forward
14	Bergman, Miles	0	18yr 11mth	18 Oct 2001	186cm	75kg	Forward
15	Amon, Karl	77	25yr 1mth	19 Aug 1995	181cm	71kg	Midfield
16	Wines, Oliver	157	26yr	7 Oct 1994	187cm	89kg	Midfield
17	Clurey, Tom	98	26yr 6mth	23 Mar 1994	193cm	88kg	Defender
18	Butters, Zak	35	20yr 1mth	8 Sep 2000	181cm	71kg	Forward
19	Georgiades, Mitch	7	19yr	28 Sep 2001	191cm	78kg	Forward
20	Rozee, Connor	37	20yr 8mth	22 Jan 2000	185cm	74kg	Forward
21	Duursma, Xavier	34	20yr 3mth	7 Jul 2000	186cm	73kg	Midfield
22	Dixon, Charlie	152	30yr	23 Sep 1990	200cm	105kg	Forward
23	Watts, Jack	174	29yr 6mth	26 Mar 1991	196cm	88kg	Defender
24	Farrell, Kane	23	21yr 6mth	17 Mar 1999	182cm	74kg	Forward
25	Hayes, Sam	0	21yr 4mth	9 Jun 1999	203cm	93kg	Ruck
26	Bonner, Riley	51	23yr 7mth	7 Mar 1997	190cm	85kg	Defender
27	Garner, Joel	4	21yr 4mth	21 May 1999	184cm	83kg	Defender
28	Drew, Willem	10	22yr	1 Oct 1998	188cm	78kg	Midfield
29	Lycett, Scott	107	28yr	26 Sep 1992	203cm	98kg	Ruck
30	Atley, Joe	4	22yr 2mth	4 Aug 1998	186cm	84kg	Midfield
31	Burgoyne, Trent R	0	19yr	2 Oct 2001	177cm	70kg	Forward
32	Mayes, Sam	107	26yr 4mth	20 May 1994	187cm	84kg	Midfield
33	Byrne-Jones, Darcy	104	25yr	20 Sep 1995	181cm	75kg	Defender
34	Williams, Dylan	0	19yr 3mth	1 Jul 2001	185cm	79kg	Midfield Forward
36	Woodcock, Boyd R	5	20yr 7mth	5 Mar 2000	179cm	76kg	Forward
37	Patmore, Jake	0	21yr 8mth	29 Jan 1999	181cm	72kg	Midfield Forward
38	Ladhams, Peter	14	22yr 8mth	14 Jan 1998	202cm	95kg	Forward Ruck
39	Westhoff, Justin	280	34yr	1 Oct 1986	199cm	96kg	Midfield Forward
40	Lienert, Jarrod	18	26yr 2mth	5 Aug 1994	195cm	88kg	Defender
41	Grundy, Riley R	0	20yr 2mth	28 Jul 2000	194cm	86kg	Defender
44	Mead, Jackson	0	19yr	30 Sep 2001	184cm	83kg	Midfield
45	Frederick, Martin	0	20yr 4mth	17 May 2000	178cm	74kg	Defender
47	Cox, Tobin	0	21yr 2mth	15 Jul 1999	181cm	73kg	Forward
48	Pasini, Jake R	0	19yr 8mth	6 Feb 2001	192cm	81kg	Defender
50	Sutcliffe, Cameron	113	28yr 4mth	23 May 1992	186cm	88kg	Forward



Gawler Arcade - Shop 4b/124 Murray St
Gawler SA 5118

Phone: (08) 8504 7728

Website: christieroberts.com.au

Email: admin@christieroberts.com.au

PORT ADELAIDE IN 2020

2020 PORT ADELAIDE - TACKLES PER GAME LEADERS

Rank	Name	Games	Average
1	Tom Rockliff	15	6.33
2	Sam Powell-Pepper	18	4.17
3	Oliver Wines	16	3.81
4	Travis Boak	18	3.78
5	Brad Ebert	13	3.54
6	Connor Rozee	15	3.13
7	Dan Houston	16	3.06
8	Robbie Gray	18	3.00
9	Hamish Hartlett	18	2.83
9	Sam Mayes	6	2.83
11	Karl Amon	18	2.78
12	Kane Farrell	11	2.73
13	Todd Marshall	13	2.69
13	Zak Butters	16	2.69
15	Scott Lycett	14	2.64
16	Xavier Duursma	14	2.43
17	Justin Westhoff	12	2.17
18	Mitch Georgiades	7	2.00
18	Peter Ladhams	9	2.00
20	Darcy Byrne-Jones	18	1.78
21	Boyd Woodcock	5	1.60
22	Charlie Dixon	17	1.59

SOUTH AUSTRALIA'S PREMIER SPORTS MEDIA COMPANY

- Magazines • Live Broadcasting
- Videoring of Live Sporting events
- Internet TV and Radio • Publishing


STRALIA SPORTS.COM and HOSIE MEDIA
Phone 0404 846 412 www.straliasports.com


2020 PORT ADELAIDE - EFFECTIVE DISPOSALS PER GAME LEADERS

Rank	Name	Games	Average
1	Travis Boak	18	15.94
2	Tom Rockliff	15	15.53
3	Oliver Wines	16	15.12
4	Dan Houston	16	12.56
5	Robbie Gray	18	11.94
6	Darcy Byrne-Jones	18	11.89
7	Zak Butters	16	11.44
8	Hamish Hartlett	18	11.39
9	Karl Amon	18	10.94
10	Jarrod Lienert	5	10.80
11	Sam Mayes	6	10.67
12	Sam Powell-Pepper	18	10.44
13	Riley Bonner	9	10.33
14	Ryan Burton	7	10.29
15	Peter Ladhams	9	9.89
16	Xavier Duursma	14	9.57
17	Trent McKenzie	16	9.50
18	Brad Ebert	13	8.77
19	Connor Rozee	15	8.73

Get your **FREE** copy of the **SA Footballer** emailed to you each week

Click here to SUBSCRIBE FOR FREE





YOUR FULL SPECTRUM SOLUTION TO FACILITY MANAGEMENT

COMMERCIAL CLEANING • CARPET CLEANING • EXIT/VACATE CLEANING • BOLON CLEANING
WASHROOM CLEANING • WINDOW CLEANING • BUILDERS CLEANING • YARD CLEANING

CONTACT US TODAY FOR A **FREE NO OBLIGATION** APPRAISAL!
WWW.CINDERELLAS.COM.AU

PORT ADELAIDE IN 2020

2020 PORT ADELAIDE - SCORE INVOLVEMENTS PER GAME LEADERS

Rank	Name	Games	Average
1	Charlie Dixon	17	5.41
2	Robbie Gray	18	5.33
3	Travis Boak	18	5.28
4	Zak Butters	16	5.12
5	Brad Ebert	13	4.54
6	Oliver Wines	16	4.31
7	Connor Rozee	15	4.07
8	Steven Motlop	13	4.00
9	Boyd Woodcock	5	3.80
10	Karl Amon	18	3.78
11	Mitch Georgiades	7	3.71
12	Tom Rockliff	15	3.67
13	Scott Lycett	14	3.64
14	Sam Powell-Pepper	18	3.56
15	Kane Farrell	11	3.45
16	Justin Westhoff	12	3.33
17	Todd Marshall	13	3.31
18	Peter Ladhams	9	3.22
19	Xavier Duursma	14	2.86
20	Sam Mayes	6	2.83
21	Hamish Hartlett	18	2.78
21	Darcy Byrne-Jones	18	2.78

SOUTH AUSTRALIA'S PREMIER SPORTS MEDIA COMPANY

- Magazines • Live Broadcasting
- Videoing of Live Sporting events
- Internet TV and Radio • Publishing

STRALIA SPORTS.COM and HOSIE MEDIA
Phone 0404 846 412 www.straliasports.com

2020 PORT ADELAIDE - CLEARANCES PER GAME LEADERS

Rank	Name	Games	Average
1	Travis Boak	18	5.06
2	Oliver Wines	16	4.88
3	Tom Rockliff	15	4.13
4	Scott Lycett	14	3.64
5	Sam Powell-Pepper	18	2.67
6	Robbie Gray	18	2.39
6	Darcy Byrne-Jones	18	2.39
8	Peter Ladhams	9	2.33
9	Karl Amon	18	1.56
10	Connor Rozee	15	1.47
11	Zak Butters	16	1.44
12	Dan Houston	16	1.38
13	Xavier Duursma	14	1.07
14	Hamish Hartlett	18	0.94
15	Brad Ebert	13	0.77
16	Justin Westhoff	12	0.75
17	Sam Mayes	6	0.67
17	Riley Bonner	9	0.67
19	Charlie Dixon	17	0.65

Get your **FREE**
copy of the
SA Footballer
emailed to you
each week

**Click here to
SUBSCRIBE
FOR FREE**

Country
Proud
·CLOTHING·

MENSWEAR · WORKWEAR
SCHOOLWEAR · WOMENSWEAR
MANCHESTER

18-20 EAST TERRACE LOXTON 8584 7225

PORT ADELAIDE IN 2020

2020 PORT ADELAIDE - CONTESTED POSSESSIONS PER GAME LEADERS

Rank	Name	Games	Average
1	Oliver Wines	16	10.81
2	Travis Boak	18	9.89
3	Tom Rockliff	15	9.07
4	Peter Ladhams	9	7.89
5	Robbie Gray	18	7.28
6	Scott Lycett	14	7.07
7	Charlie Dixon	17	6.94
8	Darcy Byrne-Jones	18	6.83
9	Sam Powell-Pepper	18	6.72
10	Zak Butters	16	6.50
11	Brad Ebert	13	6.31
12	Dan Houston	16	5.75
13	Connor Rozee	15	5.33
14	Xavier Duursma	14	5.29
15	Steven Motlop	13	4.46
16	Karl Amon	18	4.44
16	Hamish Hartlett	18	4.44
18	Justin Westhoff	12	4.33
19	Mitch Georgiades	7	4.29
20	Thomas Jonas	18	4.06
21	Trent McKenzie	16	3.69
21	Todd Marshall	13	3.69

SOUTH AUSTRALIA'S PREMIER SPORTS MEDIA COMPANY

- Magazines • Live Broadcasting
- Videoring of Live Sporting events
- Internet TV and Radio • Publishing

STRALIA SPORTS.COM and HOSIE MEDIA
Phone 0404 846 412 www.straliasports.com

2020 PORT ADELAIDE - METRES GAINED PER GAME LEADERS

Rank	Name	Games	Average
1	Karl Amon	18	333.78
2	Travis Boak	18	320.22
3	Dan Houston	16	317.19
4	Jarrold Lienert	5	307.80
5	Sam Mayes	6	298.67
6	Oliver Wines	16	295.75
7	Riley Bonner	9	291.44
8	Trent McKenzie	16	283.69
9	Darcy Byrne-Jones	18	264.89
10	Tom Rockliff	15	246.07
11	Hamish Hartlett	18	244.67
12	Brad Ebert	13	235.54
13	Sam Powell-Pepper	18	226.72
14	Ryan Burton	7	221.86
15	Xavier Duursma	14	192.71
16	Zak Butters	16	174.38
17	Boyd Woodcock	5	172.80
18	Thomas Jonas	18	164.67
19	Connor Rozee	15	164.53

Get your **FREE** copy of the **SA Footballer** emailed to you each week

Click here to SUBSCRIBE FOR FREE



coveprint

FLYERS

INVITATIONS

BUSINESS CARDS

FUNERAL STATIONERY

SIGNAGE

CANVAS BANNERS

PULL UP BANNERS

POSTERS

FOLLOW US ON SOCIAL MEDIA

08 8376 6676 • www.coveprint.com.au



PORT ADELAIDE IN 2020

2020 PORT ADELAIDE - EFFECTIVE DISPOSALS % PER GAME LEADERS

Rank	Name	Games	Average
1	Jarrod Lienert	5	85.71
2	Tom Clurey	17	81.77
3	Trent McKenzie	16	80.85
4	Thomas Jonas	18	80.69
5	Sam Mayes	6	78.05
6	Steven Motlop	13	76.74
7	Zak Butters	16	76.57
8	Hamish Hartlett	18	76.24
9	Riley Bonner	9	76.18
10	Xavier Duursma	14	75.30
11	Ryan Burton	7	75.05
12	Dan Houston	16	74.41
13	Justin Westhoff	12	72.96
14	Robbie Gray	18	72.63
15	Boyd Woodcock	5	71.15
16	Sam Powell-Pepper	18	70.92
17	Peter Ladhams	9	70.64
18	Oliver Wines	16	69.71
19	Kane Farrell	11	69.58
20	Darcy Byrne-Jones	18	69.25
21	Travis Boak	18	68.97
22	Connor Rozee	15	68.20

SOUTH AUSTRALIA'S PREMIER SPORTS MEDIA COMPANY

- Magazines • Live Broadcasting
- Videoring of Live Sporting events
- Internet TV and Radio • Publishing

STRALIA SPORTS.COM and HOSIE MEDIA
Phone 0404 846 412 www.straliasports.com

2020 PORT ADELAIDE - DISPOSALS PER GAME LEADERS

Rank	Name	Games	Average
1	Travis Boak	18	23.11
2	Tom Rockliff	15	23.00
3	Oliver Wines	16	21.69
4	Darcy Byrne-Jones	18	17.17
5	Dan Houston	16	16.88
6	Robbie Gray	18	16.44
7	Karl Amon	18	16.11
8	Zak Butters	16	14.94
8	Hamish Hartlett	18	14.94
10	Sam Powell-Pepper	18	14.72
11	Brad Ebert	13	14.54
12	Peter Ladhams	9	14.00
13	Ryan Burton	7	13.71
14	Sam Mayes	6	13.67
15	Riley Bonner	9	13.56
16	Connor Rozee	15	12.80
17	Xavier Duursma	14	12.71
18	Jarrod Lienert	5	12.60
19	Trent McKenzie	16	11.75

Get your **FREE** copy of the **SA Footballer** emailed to you each week

Click here to SUBSCRIBE FOR FREE



THE LEADERS IN IRRIGATION AND FODDER

Pumps | Tanks | Pipe and Fittings | Drip and Spray Irrigation | Hose | Drive Through Fodder Stores | Equestrian Feed and Supplies | Dog and Cat Food | Bird Seed | Coonara Heaters

Proudly supporting Country Football and Netball throughout the region

MURRAY BRIDGE
151 Adelaide Road
Phone: 8532 2711

STRATHALBYN
41 Milnes Road
Phone: 8536 4422



The Warmest Aussie Legend



HYGAIN
High Performance Animal Nutrition

PORT ADELAIDE IN 2020

2020 PORT ADELAIDE - KICKS PER GAME LEADERS

Rank	Name	Games	Average
1	Dan Houston	16	12.00
2	Tom Rockliff	15	11.93
3	Travis Boak	18	11.28
4	Darcy Byrne-Jones	18	10.83
5	Riley Bonner	9	10.78
6	Karl Amon	18	10.50
7	Trent McKenzie	16	10.12
8	Oliver Wines	16	10.06
9	Ryan Burton	7	9.86
10	Hamish Hartlett	18	9.39
11	Jarrod Lienert	5	9.20
12	Brad Ebert	13	9.15
13	Sam Mayes	6	8.33
14	Zak Butters	16	7.88
15	Tom Clurey	17	7.47
16	Thomas Jonas	18	7.22
17	Xavier Duursma	14	7.21
18	Sam Powell-Pepper	18	6.56
18	Robbie Gray	18	6.56
20	Connor Rozee	15	6.47
21	Justin Westhoff	12	6.42
22	Todd Marshall	13	6.23
23	Peter Ladhams	9	6.22
24	Charlie Dixon	17	6.12
25	Steven Motlop	13	5.85

SOUTH AUSTRALIA'S PREMIER SPORTS MEDIA COMPANY

- Magazines • Live Broadcasting
- Videoing of Live Sporting events
- Internet TV and Radio • Publishing

STRALIA SPORTS.COM and HOSIE MEDIA
Phone 0404 846 412 www.straliasports.com

2020 PORT ADELAIDE - GOALS PER GAME LEADERS

Rank	Name	Games	Average
1	Charlie Dixon	17	1.94
2	Mitch Georgiades	7	1.14
3	Steven Motlop	13	1.00
4	Brad Ebert	13	0.85
4	Todd Marshall	13	0.85
6	Robbie Gray	18	0.83
6	Justin Westhoff	12	0.83
8	Zak Butters	16	0.69
9	Boyd Woodcock	5	0.60
10	Peter Ladhams	9	0.56
11	Kane Farrell	11	0.55
12	Oliver Wines	16	0.50
13	Connor Rozee	15	0.47
14	Travis Boak	18	0.44
15	Xavier Duursma	14	0.43
16	Sam Powell-Pepper	18	0.39

Get your **FREE** copy of the **SA Footballer** emailed to you each week

Click here to SUBSCRIBE FOR FREE

ALL TAKEAWAY WOOD OVEN PIZZA

BY ORDERING DIRECTLY FROM US ON

08 8239 2235

\$19

pick-up only



PORT ADELAIDE IN 2020

2020 PORT ADELAIDE - AFL FANTASY SCORE PER GAME LEADERS

Rank	Name	Games	Average
1	Tom Rockliff	15	91.40
2	Travis Boak	18	83.22
3	Oliver Wines	16	76.81
4	Dan Houston	16	71.38
5	Brad Ebert	13	68.77
6	Scott Lycett	14	64.64
7	Karl Amon	18	63.56
8	Darcy Byrne-Jones	18	62.50
9	Zak Butters	16	62.12
10	Hamish Hartlett	18	61.83
11	Robbie Gray	18	61.00
12	Peter Ladhams	9	60.78
13	Sam Powell-Pepper	18	58.50
14	Sam Mayes	6	57.67
15	Charlie Dixon	17	56.88
16	Xavier Duursma	14	54.93
17	Justin Westhoff	12	54.42
18	Ryan Burton	7	54.00
19	Connor Rozee	15	53.60
20	Trent McKenzie	16	50.62
21	Riley Bonner	9	49.44
22	Todd Marshall	13	47.92

SOUTH AUSTRALIA'S PREMIER SPORTS MEDIA COMPANY

- Magazines • Live Broadcasting
- Videoring of Live Sporting events
- Internet TV and Radio • Publishing

STRALIA SPORTS.COM and HOSIE MEDIA
Phone 0404 846 412 www.straliasports.com

2020 PORT ADELAIDE - SUPERCOACH SCORE PER GAME LEADERS

Rank	Name	Games	Average
1	Travis Boak	18	109.06
2	Tom Rockliff	15	107.67
3	Oliver Wines	16	105.62
4	Scott Lycett	14	95.29
5	Robbie Gray	18	90.89
6	Charlie Dixon	17	90.06
7	Dan Houston	16	89.25
8	Zak Butters	16	87.44
9	Brad Ebert	13	84.69
10	Peter Ladhams	9	84.56
11	Darcy Byrne-Jones	18	81.56
12	Hamish Hartlett	18	79.39
13	Karl Amon	18	78.50
14	Sam Powell-Pepper	18	76.17
15	Xavier Duursma	14	72.00
16	Thomas Jonas	18	70.94
17	Sam Mayes	6	70.83
18	Trent McKenzie	16	70.75
19	Justin Westhoff	12	69.83

Get your **FREE** copy of the **SA Footballer** emailed to you each week

Click here to SUBSCRIBE FOR FREE

JO

NEW

FREE 1.7oz/50ml FOAMING TOY CLEANER!

FREE TOY CLEANER!

WITH EVERY PURCHASE OF A 4OZ H2O CLASSIC ORIGINAL LUBRICANT

systemjoaustralia.com.au

Ozdealz

*Great Products at
Huge SALE Prices*



*Lots More Online - For Everyone
Ladies, Men, Kids, Pets, Household*

www.ozdealz.com.au



SERVICING AUSTRALIAN CLUBS SINCE 1974!



AESS

Australian Embroidery
Screens, Heat &
Sublimation

**AUSTRALIAN MADE
AUSTRALIAN OWNED**



**MATCH APPAREL,
TEAM MERCHANDISE**



Etches
TROPHIES & MEDALLIONS

**TROPHIES &
CUSTOM MEDALLIONS**



STUBBYS

ONLINE

**CUSTOM DESIGN
STUBBY HOLDERS**



THE CREW

ADAM KNIGHT

0405 607 844 | 08 7132 0001
aknigh@sportscentre.com.au

CHRIS SWANSON

0423 770 102 | 08 7132 0034
cswanson@sportscentre.com.au

TONI SHANNON

0429 882 731 | 08 7132 0025
toni@sportscentre.com.au

VICKI BENDHAM

0429 041 807 | 08 7132 0027
vicki@sportscentre.com.au

www.sportscentre.com.au

www.etches.com.au

www.australians.com.au

www.stubbysonline.com

AFL INFORMATION IN 2020

AFL National Draft held at the end of Season 2020

Round	Pick	Drafted By	Player	Current Team	Games Since Drafted
1	1	Gold Coast	Matt Rowell	Gold Coast	5
1	2	Gold Coast	Noah Anderson	Gold Coast	17
1	3	Melbourne	Luke Jackson	Melbourne	6
1	4	GWS	Lachlan Ash	GWS	12
1	5	Sydney	Dylan Stephens	Sydney	8
1	6	Adelaide	Fischer McAsey	Adelaide	10
1	7	Fremantle	Hayden Young	Fremantle	5
1	8	Fremantle	Caleb Serong	Fremantle	14
1	9	Fremantle	Liam Henry A	Fremantle	3
1	10	GWS	Tom Green A	GWS	6
1	11	Gold Coast	Sam Flanders	Gold Coast	5
1	12	Melbourne	Kysaiah Pickett	Melbourne	14
1	13	Hawthorn	Will Day	Hawthorn	11
1	14	Port Adelaide	Miles Bergman	Port Adelaide	0
1	15	Western Bulldogs	Cody Weightman	Western Bulldogs	3
1	16	Geelong	Cooper Stephens	Geelong	0
1	17	Carlton	Brodie Kemp	Carlton	0
1	18	Port Adelaide	Mitch Georgiades	Port Adelaide	7
1	19	Geelong	Sam De Koning	Geelong	0
1	20	Carlton	Sam Philp	Carlton	2
1	21	Richmond	Thomson Dow	Richmond	2
1	22	Brisbane	Deven Robertson	Brisbane	1
2	23	Port Adelaide	Dylan Williams	Port Adelaide	0
2	24	Adelaide	Harry Schoenberg	Adelaide	8
2	25	Port Adelaide	Jackson Mead F	Port Adelaide	0
2	26	Sydney	Will Gould	Sydney	0
2	27	Gold Coast	Jeremy Sharp	Gold Coast	2
2	28	Adelaide	Josh Worrell	Adelaide	0
2	29	Hawthorn	Finn Maginness F	Hawthorn	1
2	30	Essendon	Harrison Jones	Essendon	0
2	31	North Melbourne	Charlie Comben	North Melbourne	0
2	32	Melbourne	Trent Rivers	Melbourne	9
2	33	Brisbane	Brock Smith	Brisbane	0
2	34	North Melbourne	Jack Mahony	North Melbourne	10
2	35	North Melbourne	Flynn Perez	North Melbourne	3
2	36	Sydney	Elijah Taylor	Sydney	4
2	37	Brisbane	Keidean Coleman A	Brisbane	5
2	38	Essendon	Nick Bryan	Essendon	0
2	39	Sydney	Chad Warner	Sydney	2
2	40	Collingwood	Jay Rantall	Collingwood	0
2	41	Geelong	Francis Evans	Geelong	0
2	42	Adelaide	Ronin O'Connor	Adelaide	0
2	43	Richmond	Noah Cumberland A	Richmond	0
2	44	Richmond	Will Martyn A	Richmond	0
3	45	Collingwood	Trent Bianco	Collingwood	0
3	46	Richmond	Hugo Ralphsmith	Richmond	0

Hallett Law

- COMMERCIAL AND BUSINESS LAW
- CREDIT MANAGEMENT AND DEBT RECOVERY
- WORKPLACE LAW
- FAMILY LAW

47a Murray Street, Angaston • 0452 614 454



AFL INFORMATION IN 2020

AFL Coaches Records and Statistics

	Coach	Games	Wins	Losses	Draws	Win %
1	Adam Simpson	160	104	55	1	65.0%
2	Alastair Clarkson	368	221	145	2	60.1%
3	Brett Ratten	145	74	70	1	51.0%
4	Chris Fagan	86	41	45	0	47.7%
5	Chris Scott	234	161	71	2	68.8%
6	Damien Hardwick	250	143	104	3	57.2%
7	David Teague	28	13	15	0	46.4%
8	John Longmire	235	144	89	2	61.3%
9	John Worsfold	387	193	191	3	49.9%
10	Justin Longmuir	17	7	10	0	41.2%
11	Ken Hinkley	178	103	75	0	57.9%
12	Leon Cameron	160	87	70	3	54.4%
13	Luke Beveridge	134	74	60	0	55.2%
14	Matthew Nicks	17	3	14	0	17.6%
15	Nathan Buckley	205	113	90	2	55.1%
16	Rhyce Shaw	29	10	19	0	34.5%
17	Simon Goodwin	87	42	45	0	48.3%
18	Stuart Dew	61	12	48	1	19.7%

2020 AFL Attendances

Team	Games	Total	Average
ALL	0	0	0

Get your **FREE** copy of the **SA Footballer** emailed to you each week

Click here to SUBSCRIBE FOR FREE



SUPER COACH RANKINGS

2020 Supercoach Player Rankings for the last round played - TOP 44 PLAYERS

Rank	Player	Team	Current Salary	2020 R18 Salary	2020 R18 Score	*2020 R18 Value
<i>*Values are points scored per \$100,000 salary</i>						
1	Thomas Liberatore	Bulldogs	\$545,200	\$545,200	196	36.0
2	Jed Anderson	Kangaroos	\$542,600	\$542,600	174	32.1
3	Patrick Dangerfield	Cats	\$591,400	\$591,400	170	28.7
4	Lachlan Hunter	Bulldogs	\$575,300	\$575,300	156	27.1
5	Jack Steele	Saints	\$629,500	\$629,500	149	23.7
6	Daniel Rich	Lions	\$467,500	\$467,500	148	31.7
7	Tom Rockliff	Power	\$582,100	\$582,100	144	24.7
7	Jy Simpkin	Kangaroos	\$398,500	\$398,500	144	36.1
9	Timothy English	Bulldogs	\$491,000	\$491,000	143	29.1
10	Lachie Neale	Lions	\$592,400	\$592,400	142	24.0
11	Shannon Hurn	Eagles	\$454,600	\$454,600	138	30.4
12	Jack Gunston	Hawks	\$424,700	\$424,700	134	31.6
13	Luke McDonald	Kangaroos	\$542,000	\$542,000	131	24.2
14	Tom Mitchell	Hawks	\$542,800	\$542,800	130	23.9
14	Christian Petracca	Demons	\$564,900	\$564,900	130	23.0
16	Reilly O'Brien	Crows	\$537,500	\$537,500	129	24.0
17	Luke Parker	Swans	\$523,300	\$523,300	127	24.3
17	Jared Polec	Kangaroos	\$420,900	\$420,900	127	30.2
19	Dylan Shiel	Bombers	\$482,000	\$482,000	125	25.9
20	Dylan Moore	Hawks	\$284,600	\$284,600	123	43.2
20	Steven May	Demons	\$499,300	\$499,300	123	24.6
20	Andrew Gaff	Eagles	\$535,300	\$535,300	123	23.0
23	Caleb Serong	Dockers	\$420,700	\$420,700	122	29.0
23	Brodie Grundy	Magpies	\$563,200	\$563,200	122	21.7
23	Oscar Allen	Eagles	\$341,100	\$341,100	122	35.8
23	Nicholas Naitanui	Eagles	\$567,700	\$567,700	122	21.5
27	Luke Ryan	Dockers	\$551,200	\$551,200	121	22.0
27	Scott Pendlebury	Magpies	\$570,600	\$570,600	121	21.2
27	Max Gawn	Demons	\$678,000	\$678,000	121	17.8
27	David Swallow	Suns	\$396,100	\$396,100	121	30.5
31	Taylor Adams	Magpies	\$517,100	\$517,100	120	23.2
31	Nathan Fyfe	Dockers	\$549,200	\$549,200	120	21.8
31	Lachie Whitfield	Giants	\$558,900	\$558,900	120	21.5
34	Liam Shiels	Hawks	\$373,400	\$373,400	119	31.9
34	Sam Walsh	Blues	\$586,900	\$586,900	119	20.3
34	Zachary Merrett	Bombers	\$603,100	\$603,100	119	19.7
37	Rowan Marshall	Saints	\$526,000	\$526,000	118	22.4
37	Dan Houston	Power	\$479,200	\$479,200	118	24.6
37	Luke Breust	Hawks	\$405,000	\$405,000	118	29.1
40	Dustin Martin	Tigers	\$471,700	\$471,700	116	24.6
41	David Cuningham	Blues	\$294,800	\$294,800	115	39.0
41	Brayden Maynard	Magpies	\$488,100	\$488,100	115	23.6
41	Stephen Coniglio	Giants	\$455,900	\$455,900	115	25.2
44	Cameron Rayner	Lions	\$387,900	\$387,900	114	29.4
44	Jake Lever	Demons	\$390,300	\$390,300	114	29.2

THE KING HOTEL GROUP, INDEPENDENT, LOCAL SA FAMILY OWNED BUSINESS

- Proudly supports local SA Football Clubs
- Thirsty Camel Bottle Shops
- Sport Bar, TAB, Fox Footy, Big Screen Sports Coverage, Great Value Counter Meals. HappyHours



Modbury Plaza Hotel
989 North East Road, Modbury
Phone 8264 2244



Clovercrest Hotel Motel
450 Montague Road, Modbury North
Phone 8264 2244



Highlander Hotel
647 North East Road, Gilles Plains
Phone 8261 5288

FANTASY PLAYER RANKINGS

2020 AFL Fantasy Player Rankings for the last round - TOP 44 PLAYERS

Rank	Player	Team	Current Salary	2020 R18 Salary	2020 R18 Score	*2020 R18 Value
<i>Values are points scored per \$100,000 salary</i>						
1	Taylor Adams	Magpies	\$791,000	\$791,000	120	15.2
2	Lachlan Hunter	Bulldogs	\$820,000	\$820,000	119	14.5
3	Tom Mitchell	Hawks	\$778,000	\$778,000	115	14.8
3	Zachary Merrett	Bombers	\$860,000	\$860,000	115	13.4
5	Lachie Whitfield	Giants	\$784,000	\$784,000	113	14.4
6	Reilly O'Brien	Crows	\$785,000	\$785,000	112	14.3
7	Jack Gunston	Hawks	\$538,000	\$538,000	110	20.4
8	Dan Houston	Power	\$647,000	\$647,000	107	16.5
9	Ed Langdon	Demons	\$688,000	\$688,000	106	15.4
10	Tom Rockliff	Power	\$840,000	\$840,000	105	12.5
11	Caleb Serong	Dockers	\$613,000	\$613,000	101	16.5
11	Sam Menegola	Cats	\$749,000	\$749,000	101	13.5
13	Jy Simpkin	Kangaroos	\$559,000	\$559,000	100	17.9
14	Thomas Liberatore	Bulldogs	\$634,000	\$634,000	98	15.5
14	Jake Lloyd	Swans	\$829,000	\$829,000	98	11.8
16	Mitchell Brown	Demons	\$472,000	\$472,000	97	20.6
17	Dylan Moore	Hawks	\$395,000	\$395,000	96	24.3
17	Jed Anderson	Kangaroos	\$747,000	\$747,000	96	12.9
19	Dustin Martin	Tigers	\$642,000	\$642,000	94	14.6
20	Josh Kennedy	Swans	\$715,000	\$715,000	93	13.0
21	Brodie Grundy	Magpies	\$757,000	\$757,000	92	12.2
21	Jackson Nelson	Eagles	\$494,000	\$494,000	92	18.6
21	Christian Salem	Demons	\$624,000	\$624,000	92	14.7
21	Christian Petracca	Demons	\$721,000	\$721,000	92	12.8
25	Darcy Byrne-Jones	Power	\$545,000	\$545,000	91	16.7
25	Luke Ryan	Dockers	\$622,000	\$622,000	91	14.6
25	Matt Crouch	Crows	\$851,000	\$851,000	91	10.7
25	James Cousins	Hawks	\$574,000	\$574,000	91	15.9
29	Lachie Neale	Lions	\$778,000	\$778,000	90	11.6
29	Shannon Hurn	Eagles	\$578,000	\$578,000	90	15.6
29	Patrick Dangerfield	Cats	\$734,000	\$734,000	90	12.3
29	Harry Perryman	Giants	\$595,000	\$595,000	90	15.1
29	Nathan Fyfe	Dockers	\$653,000	\$653,000	90	13.8
29	Kane Lambert	Tigers	\$527,000	\$527,000	90	17.1
35	Andrew Gaff	Eagles	\$747,000	\$747,000	89	11.9
35	Rowan Marshall	Saints	\$681,000	\$681,000	89	13.1
37	Jared Polec	Kangaroos	\$592,000	\$592,000	88	14.9
37	Timothy English	Bulldogs	\$606,000	\$606,000	88	14.5
39	Matthew Kennedy	Blues	\$536,000	\$536,000	87	16.2
39	Jack Crisp	Magpies	\$749,000	\$749,000	87	11.6
39	Shaun Higgins	Kangaroos	\$659,000	\$659,000	87	13.2
39	Tom Lynch	Crows	\$550,000	\$550,000	87	15.8
43	Jack Steele	Saints	\$809,000	\$809,000	86	10.6
44	Liam Shiels	Hawks	\$579,000	\$579,000	85	14.7

Playing hardball with
over 35 lenders.

I can find a competitive deal for you.

Tristan Shepherd, Mortgage Broker

M: 0421 660 705

tristan.shepherd@loanmarket.com.au

loanmarket.com.au/tristan-shepherd



**Loan
Market™**

Loan Market Pty Ltd | Australian Credit Licence 390222

NATURAL

COMFORT + PERFORMANCE

*Live Life
Feet First!*



NATURAL FIT

Wide toe boxes let your toes spread and relax, with a **"Xero-drop,"** non-elevated heel for proper posture.



NATURAL FEEL

Low to the ground for balance and agility with a **just-right combination** of protection and ground feel.




NATURAL MOTION

Our patented FeelTrue soles let your feet bend and flex naturally, and we backed by our **5,000-mile sole warranty.**

XEROSHOES[®]
www.xeros.com.au

CROSSWORD - The 1970's



NEWSAGENCY

news • cards • lotto • gifts

68 Murray Street Gawler,

South Australia 5118

+61 8 8522 1465

gawlernewsagency@gmail.com

CROSSWORD - The 1970's

All the clues to solve the weekly puzzle

ACROSS

- 6 Alex Jesaulenko took a famous mark in the 1970 Grand Final, but who kicked it to him?
- 7 This Carlton player only scored 10 goals in his short career, but 4 of them were in the second half of the 1970 Grand Final
- 10 In 1972 this player became the first magpie to win the Brownlow in 32 years, he later sold his Brownlow medal in 1999
- 11 South Melbourne best and fairest winner - 1969-71, 1973 and 1975
- 16 Fearless Tiger who once ran out a game with a broken bone in his leg
- 17 VFL Runners-up in 1970, 1977 and 1979
- 19 Peter Keenan was better known by this name
- 21 This player kicked 15.9 against St. Kilda in 1978
- 22 This player won back to back Brownlow Medals in the mid-seventies
- 24 The first player to kick 100 goals in a VFL season on five separate occasions
- 25 The back pocket plumber, who won premierships in 1969, 1973 and 1974
- 26 The 2 coaches of the 1971 Grand Final - Kennedy and

DOWN

- 1 426 games, 39 finals, 11 Grand Finals - Who am I?
- 2 Only 4 teams won premierships in the seventies- Richmond, North Melbourne, Hawthorn and
- 3 Coach of North Melbourne's first VFL premiership
- 4 This player was concussed by Neil Balme in the 1973 Grand Final
- 5 In 1977, Tim Watson made his debut for Essendon when he was years of age
- 8 Malcolm Blight was recruited by North Melbourne from this SANFL club
- 9 Injury prone centre half-back, who played in 4 grand finals with the Hawks, winning 3 of them
- 10 Collingwood rover who spent 4 years as captain-coach of Essendon, before returning to the Magpies
- 12 Which animal would you have seen at the Arden Street Oval in a 1978 match?
- 13 Agressive Hawthorn ruckman who captained the club from 1976-1980
- 14 The AFL Player's Association award for the most courageous player is named after this player
- 15 5-Time Hawthorn leading goalkicker who never kicked 100 in a season
- 18 Slammin' Sam
- 19 Missed the 1977 Grand Final and subsequent replay after being found guilty of striking Michael Tuck
- 20 Vice-Captain of Fitzroy's Team of the Century, who played 268 games from 1971-1984
- 23 Became just the 2nd player to kick 1000 VFL goals in 1974



SA Footballer TV Network
LIVE STREAMED 24/7
YOUR HOME OF FOOTBALL
IN SOUTH AUSTRALIA

The Answers - next page

officelinx
Your Local for Office Supplies

99 Lipson Street, Port Adelaide SA 5015
 P: 08 8341 2569 F: 08 8341 2568
 E: sales@officelinx.com.au www.officelinx.com.au

Proudly South Australian Owned & Operated


**Supporting South Australian
 Businesses & Suppliers**

Competitive Pricing with Personal Service

Delivery & Accounts Available

**All your Office Supplies for
 Home, School & Business**

CROSSWORD - The Answers



QUIZ ANSWERS

- | | | |
|------------------------------------|-----------------------------|-----------------------|
| 1. Mal Meninga | 9. Cameron Bancroft | 17. Twelve |
| 2. Semi Radradra | 10. Shane Watson | 18. Steve Sharp |
| 3. Josh McGuire and Michael Morgan | 11. Matthew Wade | 19. Queensland |
| 4. Parramatta Eels | 12. Glenn Maxwell | 20. 2-1 |
| 5. Jarrod Croker | 13. James Faulkner | 21. Kevin Walters |
| 6. Jarrod McNally | 14. Rising Pune Supergiants | 22. Cameron Smith |
| 7. Nathan Friend | 15. David Warner | 23. Corey Norman |
| 8. Canberra Raiders | 16. Travis Head | 24. Newcastle Knights |
| | | 25. Hayley Lewis |



WEEKLY Sports QUIZ

1. WHO TOOK over as Kangaroos coach in 2016?
2. THERE WAS a lot of controversy when which player was named to make his Kangaroos debut for the mid-season Test against the Kiwis?
3. WHICH TWO Queenslanders also made their Test debuts in the same game?
4. WHICH TEAM won the Auckland Nines - but was subsequently stripped of the title?
5. WHO BROKE the record for most points in a season for the Raiders?
6. WHICH BULLDOG scored a club record six tries in a game in a NSW Cup match?
7. WHICH VETERAN hooker retired at the end of the season after playing nearly 250 first-grade games?
8. WHICH WAS the only team to break the 600-point barrier during the season?
9. WHICH WEST Australian batsman made his T20 debut in the home series against India in January 2016?
10. WHO HIT 124 not out - at the time the highest T201 score ever by an Aussie - in the same series?
11. WHICH WICKET-KEEPER did Australia drop for Peter Nevill on the eve of the T20 World Cup?
12. WHICH AUSSIE all-rounder was named player of the T20 series during Australia's tour of Sri Lanka in September 2016?
13. WHICH BOWLER took his first five-wicket haul for Australia's T20 team in 2016?
14. WHICH INDIAN Premier League team did Aussie skipper Steve Smith join in 2016?
15. WHICH AUSSIE is captain of IPL team Sunrisers Hyderabad?
16. WHICH SOUTH Australian all-rounder made both his T20 and ODI national debuts in 2016?
17. HOW MANY premierships points were the Parramatta Eels docked for salary cap breaches?
18. WHO WAS chairman of the Eels during the salary cap debacle?
19. WHICH STATE won its 20th State of Origin title in 2016?
20. BY WHAT margin did it win the series?
21. WHICH FORMER Maroons star made his debut as Queensland coach in 2016?
22. WHO WAS named player of the series?
23. WHICH PLAYER found himself in strife after making a naughty video in 2016?
24. WHICH TEAM 'won' the 2016 wooden spoon?

I'M A FORMER SPORTS PERSON - WHO AM I?

25. I am 5'7" tall. I won a bronze medal at the age of 15. I have won gold medals in the Commonwealth Games. In the 1991 Championships in Perth, I won gold in 200m freestyle. For the rest of my career I focused on the 800m freestyle. I won silver medal in 1992 summer Olympics. I have competed in three Olympics. I am the Australian 5km and 10km open water champion. I married my childhood sweetheart in 1997.

The Answers - page before

Oysta la Vista

Family Friendly Holiday House

Oystalavista@Bigpond.Com

Just over 2 hours' drive (200 kms) from Adelaide CBD, Stansbury is located on Oyster Bay and nestled between Port Vincent and Edithburgh on the eastern coast of Yorke Peninsula.

Accommodation

Hotels

Holiday Home

13 & 15 Seaview Court, Stansbury, 5582, SA

Alan Botting **0418849101**

LEGAL DISCLAIMERS COVERING ALL MATTERS

Stralia Sports.Com Pty Ltd its directors and staff respect the work of photographers and will never knowingly publish photos that are Copyright © We request and demand that any photos sent in, are not subject to Copyright ©. None of the above mentioned employees, directors or staff, will be held legally accountable for any photos sent to us for Copyright © breaches, as it is impossible to know to exact origins of any photo unless marked accordingly or with a watermark. If any photos are Copyright © then advise our office, and we will remove them immediately from our publications.

This entire publication is totally independent of each football league featured. All writers have their photos with the stories they write and they alone take full legal responsibility for any slanderous or defaming content. Stralia Sports.Com Pty Ltd its owners and editor will not be held legally responsible for any such legal claims. The responsibility lies with the writer concerned.

Copyright © No part of this publication may be reproduced, copied, printed or stored in a retrieval system, without the "written permission" of the publisher. Opinions expressed in "The South Australian Footballer" "The South Australian Adelaide Footballer" and "The South Australian Country Footballer" "The South Australian Women's Footballer" are not necessarily those of Stralia Sports.Com Pty Ltd the staff, owners, director or publisher. We believe all information and material produced in these publications is accurate, but gives no warranty in relation thereto and disclaims all liability for claims against the staff, owner, editor, media manager, directors, of "Stralia Sports.Com Pty Ltd or its employees, agents, or any other person, which may rise from any person acting on the material contained herein.

DO NOT OPEN OR READ THIS MAGAZINE OR USE THE WEBSITE AT www.safotballer.com.au UNLESS YOU HAVE THE CORRECT SOFTWARE AND APPROPRIATE PRECAUTIONS IN PLACE TO PREVENT ANY SOFTWARE OR HARDWARE DAMAGE TO ANY COMPUTER, TABLET, MOBILE PHONE OR ANY DEVICE, FROM ANY SOFTWARE DAMAGE DUE TO DESTRUCTIVE VIRUSES, DESTRUCTIVE WORMS OR SIMILAR.

Stralia Sports.Com Pty Ltd or its directors, owners, managers and writers, disclaim all responsibility and all liability without limitation for all expenses, losses, damages and costs that any person, or any company or business may incur, as a result of the material published in this publication, or on the website, or from any direct linking which occurs in the publication or on the website.